Connecticut

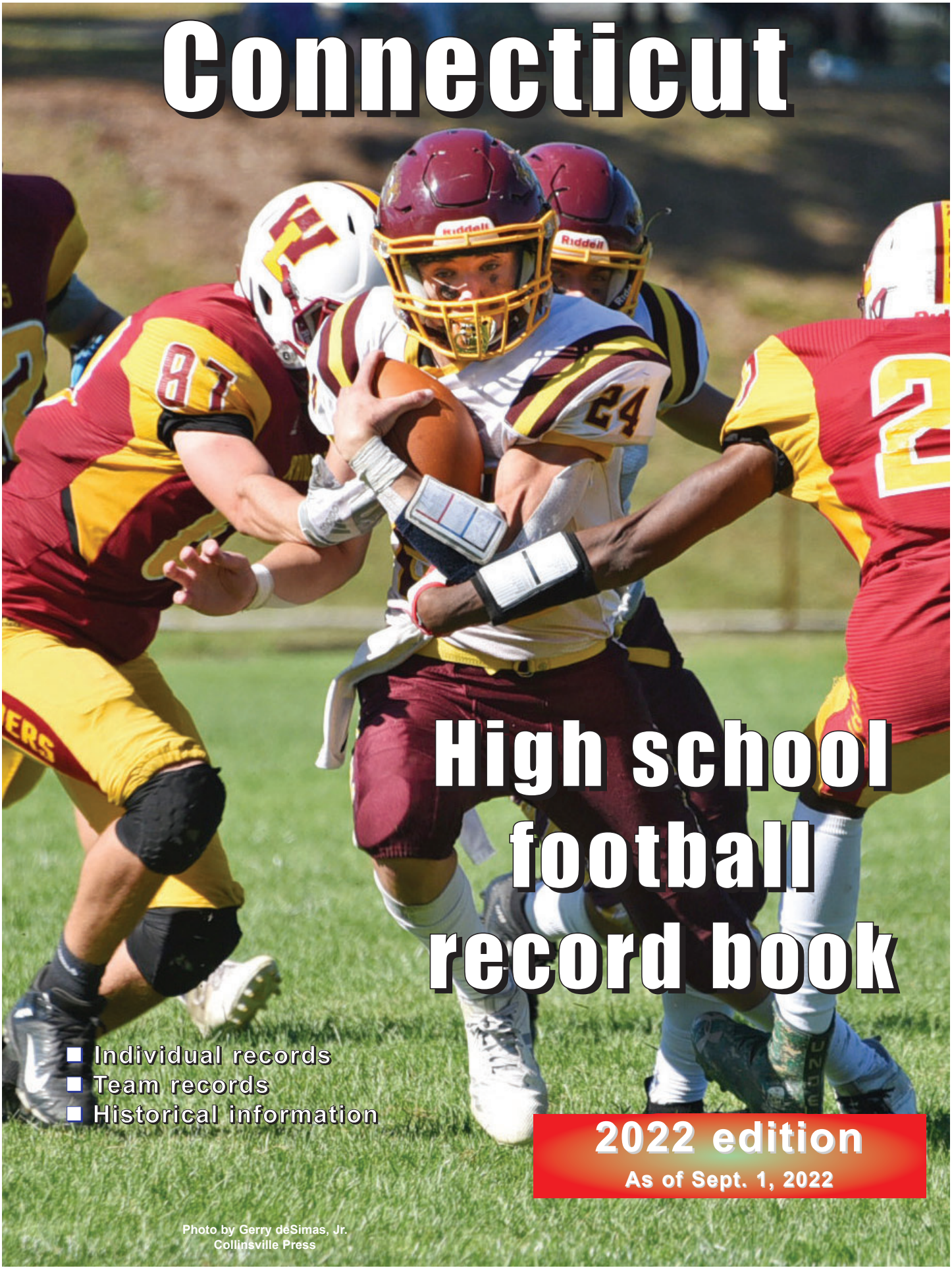

High school football record book

- Individual records
- Team records
- Historical information

2022 edition

As of Sept. 1, 2022

Photo by Gerry deSimas, Jr.
Collinsville Press

TABLE OF CONTENTS

Welcome

Welcome to the 2021 edition of the Connecticut high school football record book, a collaborative not-for-profit venture, to provide reliable information about scholastic football in Connecticut and to provide perspective on the achievements of today's athletes, teams and coaches.

The record book is always a work in progress. Information comes from current and former sports writers, coaches, team statisticians and submissions from you.

The book includes records of schools that belong, or previously belonged, to the Connecticut Interscholastic Athletic Conference (CIAC). We do recognize varsity games that Connecticut schools play against non-CIAC members and out-of-state schools.

One of the sources of information is MaxPreps, the official statistician for the CIAC. This project is independent of the CIAC and MaxPreps. The editor considers multiple sources when gathering information or deciding on submissions for the record book.

To the extent possible, the record book uses figures compiled in accordance with the statistical manual of the National Federation of State High School Associations, which is derived from the NCAA's manuals that cover compiling statistics for football games. NFL rules for statistics do not apply for high school games.

This record book project was launched in 1997 by the late Bohdan "Bo" Kolinsky, a long-time scholastic sports editor of the Hartford Courant, and Tim Sullivan, then offensive coordinator at Weaver High School in Hartford, and in recent years a Hartford school administrator. After Bo's death in 2003, the late Bob Barton and Gerry deSimas, Jr., took over the record book incorporating their own research and that of the late John Ryan of North Haven, a pioneer historian of Connecticut scholastic football.

If you have information that belongs in the record book, please contact the editor. Please include your name, a telephone number and e-mail address. Submissions are more likely to be accepted if you provide a source.

Gerry deSimas Jr., E-mail: **CTwrestling7@yahoo.com**.

Inside

Individual records

Career, season, single game

Rushing	Pages 3-4
Scoring	Pgs. 5-8, 9-10
Two-point conversions	Page 8
Receiving	Pages 11-14
Passing	Pages 15-19
Interceptions	Page 20-21
Fumble recoveries	Page 22-23
Tackles	Page 24
Sacks	Page 25
Kickoff returns for TD	Page 26
Punting	Page 27
Punt returns for TD	Page 28
Field goals	Pages 29-30
Kicking	Page 31-33
Notable girls achievements	Page 34

Team records

Most wins in a row	Page 35
Most losses in a row	Page 35
Undefeated seasons	Page 35
Best win percentage, all-time	Page 36-37
Co-op teams	Page 37-38
Most wins, all-time	Page 36
Most ties, all-time	Page 36
Most wins, by decade	Page 38-39
Team offensive records	Pages 40-42
Historic comebacks	Page 44
Overtime (OT) games	Page 44
Team defensive records	Pages 45-47
Attendance	Page 47

Historical information

Coaching: Most wins	Page 48-49
Coaching: Win percentage	Page 50-51
Recent league champions	Page 52
League title games	Page 53
Thanksgiving rivalries	Page 53
Post-season awards	Page 54-55
Waskowitz Trophy	Page 56
Top teams 1880s-1945	Pages 56-57
CIAC Merit Award (1946-80)	Pages 58-60
Top 10 writers, coaches polls	Pages 61-69
CIAC tournament results	Pages 70-78

Connecticut High School Football Record Book

Vol. 23, No. 1
September 2022

Created September 1, 2021

Individual Records

Career, Season, Single Game

Rushing
Scoring
Receiving
Passing
Interceptions
Fumble Recoveries
Tackles
Sacks
Kickoff Returns for TD
Punting
Punt Returns for TD
Field Goals
PATs
Girls Achievements

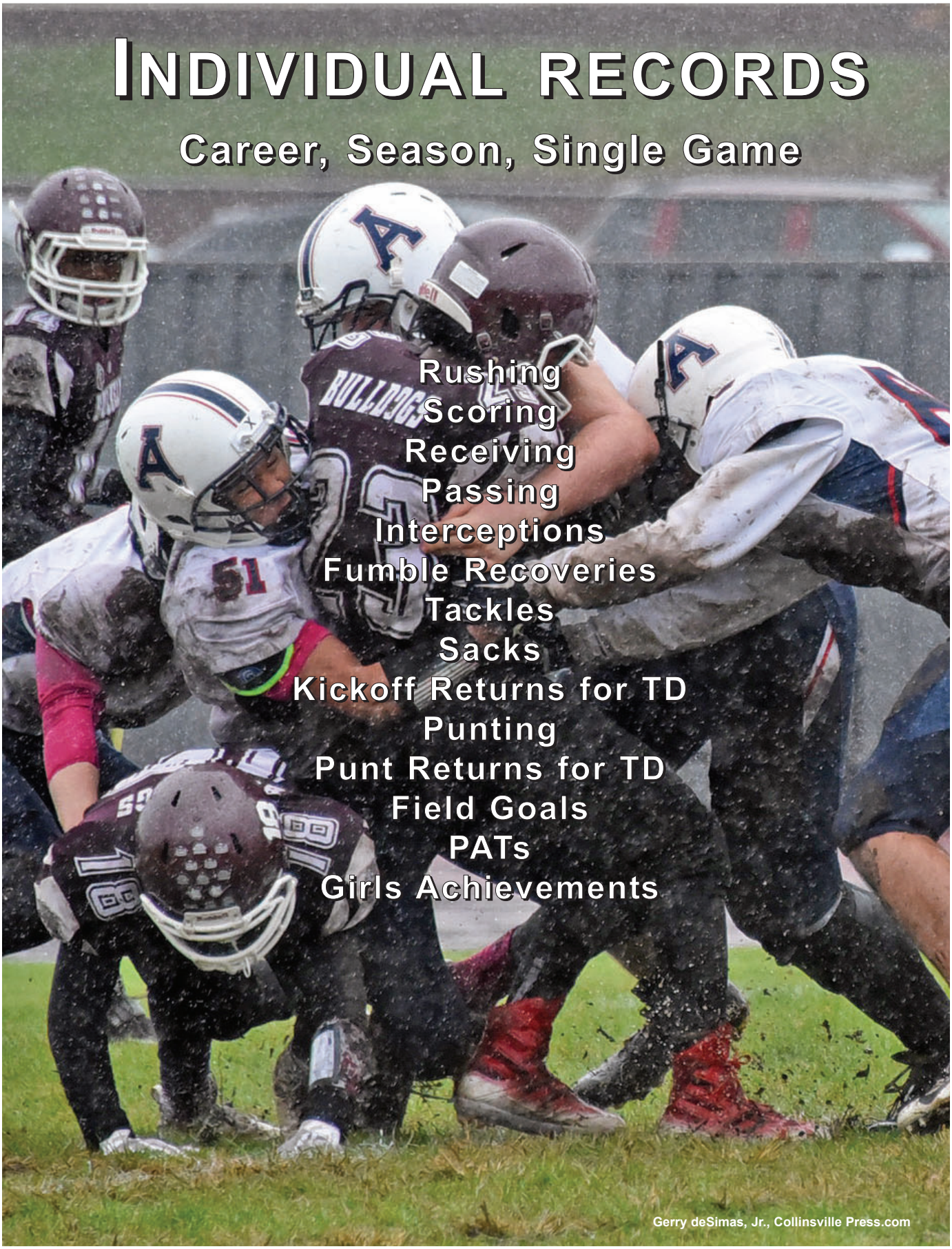

Gerry deSimas, Jr., Collinsville Press.com

RUSHING YARDS

Most yards, game: 543, Zach Davis, Sheehan, 2016
Most yards, season: 3,867, Arkeel Newsome, Ansonia, 2013
Most yards, career: 10,672, Arkeel Newsome, Ansonia, 2010-13

Most Yards Rushing in a Career

Player	School	Yards	Carries	Avg.	Years
Arkeel Newsome	Ansonia	10,672	943	11.3	2010-13
Alex Thomas	Ansonia	8,279	810	10.2	2004-07
Tim Washington	Bristol Central	7,712	1,011	7.6	1998-01
Spencer Lockwood	Killingly	7,316	936	7.8	2014-17
Harold Cooper	Hillhouse	6,661	645	10.5	2010-13
Nathan Pagan	Newington	6,262	846	7.4	2004-07
Jake Ward	Morgan-Clinton	6,019	822	7.3	2011-14
Andrew Pinnock	Bloomfield	6,012			1995-98
Terrence Bogan	Sheehan	5,731	602	9.5	2017-19
Mufasha Abdul-Basir	St. Joseph	5,630	662	8.5	2011-14
Jaden Shirden	St. Joseph	5,529	827	6.7	2016-19
Montrell Dobbs	Ansonia	5,474	729	7.5	2008-10
Tyler Girard-Floyd	Montville	5,281			2007-10
Zach Davis	Sheehan	5,232	472	11.1	2013-16
Colin Moore	Avon	5,217	682	7.6	2009-12
Reinaldo Soto	Bristol Eastern	5,161			1995-98
Kyle McIntosh	Cheshire	5,150	665	7.7	1991-94
Rahshon Spikes	Maloney-Meriden	5,091	783	6.5	1992-95
Garry Pearson	Bristol Central/Eastern	5,054			1975-78
Bernie Fulse III	Windsor/Capital Prep	5,058	414	12.2	2012-15
Rich Comizio	New Fairfield	5,053			1979-82
Max DeLorenzo	Berlin	5,040	575	8.7	2007-10
Markell Dobbs	Ansonia	4,903	411	11.9	2014-17
Ky'Juon Butler	Bloomfield	4,791	507	9.5	2016-18
Frank Brevetti	Watertown	4,589			1994-97

Gerry deSimas, Jr., Collinsville Press

Most Consecutive 100-yard Rushing Games

Player	School	Games	Year(s)
Tim Washington	Bristol Central	25	1999-2001
Colin Moore	Avon	21	2011-12
Ky'Juon Butler	Bloomfield	21	2017-18
Spencer Lockwood	Killingly	19	2016-17
Alex Thomas	Ansonia	18	2006-07
Ken Crawford	Morgan School	17	1977-79
Chuck Mears	Northwest Cath.-W.Htfd.	17	1993-94
Arkeel Newsome	Ansonia	17	2012-13
Jim Bell	Hand-Madison	16	1982-83
Connor Field	Granby	16	2014-15
Rahshon Spikes	Maloney-Meriden	15	1993-94
Nathan Pagan	Newington	14	2006-07
Brenden Lytton	Torrington	14	2010-11
Alex Thomas	Ansonia	13	2005-06
Vin Clements	Southington	13	1964-66
Montrell Dobbs	Ansonia	12	2010
Markell Dobbs	Ansonia	12	2016
Zach Tripodi	New Fairfield	11	2015
Justin Potts	Platt High	11	2011-12
Ross McDonald	Avon	11	2009
Dario Highsmith	Middletown	11	2013
Zach Davis	Sheehan	11	2015-16

Most Consecutive 300-yard Rushing Games

Connor Field, Granby, 4	2014
Montrell Dobbs, Ansonia, 3	2010
Brenden Lytton, Torrington, 3	2011
Arkeel Newsome, Ansonia, 3 (twice)	2011
Arkeel Newsome, Ansonia, 3	2013
Alex Thomas, Ansonia, 2	2007
Nathan Pagan, Newington, 2	2007
Jordan Brown, Glastonbury, 2	2008
Zach Davis, Sheehan 2 (3 times)	2016

200-yard Rushing Games

Chuck Mears, NW Catholic, 17	1993-94
Tim Washington, Brist Central, 12	2000-01
Victor Rosa, Bristol Central, 9	2021
Brenden Lytton, Torrington, 7	2010
Spencer Lockwood, Killingly, 7	2017
Alex Thomas, Ansonia, 6	2007
Brenden Lytton, Torrington, 6	2010
Eli Parks. St. Paul, 6	2014

RUSHING YARDS

Most Yards Rushing in a Season

Player	School	Yards	Att	Avg.	Year
Arkeel Newsome	Ansonia	3,867	333	11.6	2013
Arkeel Newsome	Ansonia	3,763	313	12.0	2011
Alex Thomas	Ansonia	3,596	339	10.6	2007
Zach Davis	Sheehan	3,588	281	12.6	2016
Montrell Dobbs	Ansonia	3,445	406	8.49	2010
Spencer Lockwood	Killingly	3,137	323	9.7	2017
Tim Washington	Bristol Central	3,005	342	8.8	2000
John Weaver	Weaver	2,953	259	11.4	1999
Victor Rosa	Bristol Central	2,730	279	9.8	2021
Tim Washington	Bristol Central	2,711	340	8.0	2001
Jake Ward	Morgan	2,576	298	8.64	2013
Alex Manwaring	Ledyard	2,551	389	6.5	2011
Kory Sheets	Bloomfield	2,516			2003
Tarrell Freeney	Holy Cross-Wtby	2,513	266	9.4	1996
Mufasha Abdul Basir	St. Joseph's	2,481	267	9.29	2013
Terrence Bogan	Sheehan	2,481	240	10.3	2018
Brenden Lytton	Torrington	2,453	262	9.3	2011
Alex Thomas	Ansonia	2,462	220	11.2	2006
Spencer Lockwood	Killingly	2,458	326	7.5	2016
LaTroy Oliver	Weaver-Hartford	2,425	228	10.6	1996
Markell Dobbs	Ansonia	2,406	200	12.0	2016
Andrew Yamin	Cheshire	2,402	200	12.0	2014
Derek Villard	Cromwell	2,393	219	10.9	2012
Mufasha Abdul Basir	St. Joseph-Trumbull	2,366	288	8.2	2014
Ky'Juon Butler	Bloomfield	2,349	244	9.6	2018

Most Yards Rushing in a Game

Player	School	Yards	Att.	Year	Opponent	Date
Zach Davis	Sheehan	543	26	2016	Lyman Hall	Nov. 24
Zach Davis	Sheehan	541	41	2016	Jonathan Law	Oct. 28
Kameron Janice	Woodstock Acad.	529	29	2017	Quinebaug Valley	Oct. 27
Jeremiah Crowley	Montville	526	37	2013	Stonington	Sept. 27
Alex Thomas	Ansonia	518	44	2007	Woodland Regional	Sept. 27
Brandon Williard	Farmington	508	37	2002	Plainville	Nov. 15
Zach Davis	Sheehan	507	51	2015	Lyman Hall	Nov. 26
Nate Richam	Conard	502	26	2015	Hall	Nov. 21
Arkeel Newsome	Ansonia	492	26	2013	Coginchaug	Dec. 3
Zach Davis	Sheehan	486	42	2016	Guilford	Sept. 30
Sean McAllen	Woodland	462	37	2015	Naugatuck	Nov. 5
Bubby Natowich	Ansonia	451		1936	Naugatuck	Nov. 26
Tim Washington	Bristol Central	449	36	2000	Platt	Oct. 13
Jamal Johnson	New London	427	30	1988	Ledyard	Oct. 23
Brenden Lytton	Torrington	426	24	2011	Wolcott High	Sept. 23
Parker Tregoning	Coginchaug	426	31	2015	Windsor Locks/Suff/EG	Oct. 3
Tim Washington	Bristol Central	424	45	2001	Southington	Nov. 9
Darrell Hill	Wilson-Middletown	411	13	1974	Valley Regional	Sept. 21
Victor Rosa	Bristol Central	406	25	2021	Tolland	Oct. 22
Terrence Bogan	Sheehan	405	31	2018	Branford	Nov. 9
Chris Bachand	St. Paul/Goodwin/LM	404	20	2009	Sacred Heart-Wtby	Oct. 15
Kory Sheets	Bloomfield	403		2003	Notre Dame-Fairfield	Dec. 2
Markell Dobbs	Ansonia	403	34	2017	Naugatuck	Nov. 23
Dalton Modehn	Haddam-Killingworth	403	44	2019	Coventry co-op	Nov. 21

SCORING: TOUCHDOWNS

Most TDs, game: 10, Zach Davis, Sheehan vs. Jonathan Law, 2016
Most TDs scored in a season 68, Arkeel Newsome, Ansonia, 2013
Most TDs, career 187, Arkeel Newsome, Ansonia, 2010-13

MOST TOUCHDOWNS IN A CAREER

Player, School	TDs	Years
Arkeel Newsome, Ansonia	187	2010-13
Alex Thomas, Ansonia	114	2004-07
Jaden Shirden, St. Joseph	107	2016-19
Tim Washington, Bristol Central	101	1998-2001
Harold Cooper, Hillhouse	99	2010-13
Zach Davis, Sheehan	95	2014-16
Spencer Lockwood, Killingly	93	2014-17
Jake Ward, Morgan	91	2011-14
Andrew Pinnock, Bloomfield	88	1995-98
Ervan Phillips, West Haven	88	2010-13
Nick Susko, Tolland	87	1997-99
Nathan Pagan, Newington	86	2004-07
Markell Dobbs, Ansonia	81	2015-17
Tyler Girard-Floyd, Montville	78	2008-10
Rahshon Spikes, Maloney	77	1992-95
Max DeLorenzo, Berlin	77	2007-10
Terrence Bogan, Sheehan	77	2017-19
Reinaldo Soto, Bristol Eastern	75	1995-98
Ryan Thomas, Ansonia	74	2001-03
Jim Hughes, Staples	74	2000-03
Jim Henry, Greenwich	72	1997-99
Tyrese Wright, Bullard Havens	71	2014-17
Ross McDonald, Avon	71	2007-10
Kyle McIntosh, Cheshire	68	1991-94
Montrell Dobbs, Ansonia	68	2008-10

MOST TOUCHDOWNS IN A SEASON

Player, School	TDs	Gms	Year
Arkeel Newsome, Ansonia	68	15	2013
Arkeel Newsome, Ansonia	62	14	2011
Zach Davis, Sheehan	52	10	2016
Alex Thomas, Ansonia	47	13	2007
Spencer Lockwood, Killingly	46	13	2017
Montrell Dobbs, Ansonia	45	12	2010
JoJo Schumaker, Ledyard	45	14	2014
Anthony Simpson, Bloomfield	45	13	2019
Jake Ward, Morgan	44	12	2013
Jim Henry, Greenwich	42	12	1999
Tim Washington, Bristol Central	42	10	2000
Arkeel Newsome, Ansonia	41	13	2012
Victor Rosa, Bristol Central	41	11	2021
John Weaver, Weaver-Hartford	40	11	1999
Nick Susko, Tolland	40	11	1999
Markell Dobbs, Ansonia	40	12	2017
Mike McLeod, New Britain	39	12	2004
Markell Dobbs, Ansonia	39	12	2016
Ryan Thomas, Ansonia	38	13	2003
Jimmy Hughes, Staples	38	12	2003
Shante Wynn, Cromwell	38	13	2003
Dan Mulrooney, Holy Cross	38	13	2006
Jaden Shirden, St. Joseph	38	13	2019
Tim Washington, Bristol Central	37	10	2001
Jack Shaban, Brookfield	37	13	2013

MOST TOUCHDOWNS IN A GAME

Player	School	TDs	Year	Opponent	Date
Zach Davis	Sheehan	10	2016	Jonathan Law	Oct. 28
Brenden Lytton	Torrington	9	2010	Wilby	Oct. 29
Terrence Bogan	Sheehan	8	2018	Branford	Nov. 9
Kameron Janice	Woodstock Academy	8	2017	Quinebaug Valley	Oct. 27
Mike McLeod	New Britain	8	2004	Manchester	Oct. 29
John Weaver	Weaver-Hartford	8	1999	Darien	Dec. 4
Zach Davis	Sheehan	8	2015	Lyman Hall	Nov. 26
Victor Rosa	Bristol Central	8	2021	Tolland	Oct. 22

7 touchdowns in a game

Player	Year	Opponent	Date
Raymond Pond, Torrington	1917	Simsbury	Nov. 16
Bubby Natowich, Ansonia	1936	Naugatuck	Nov. 6
Shorty Roguski, Woodrow Wilson	1936	Fitch	Nov. 13
Bob Stokes, Kolbe-Bridgeport	1967	Bullard Hav	Nov. 18
Jim Cobb, Stamford	1970	Rippowam	Oct. 31
Willie Poole, Hartford Public	1974	Wilbur Cross	Nov. 9
Karl Hall, Bristol Central	1979	Pulaski-NB	Oct. 20
George Diamantis, Cent Catholic	1985	Brookfield	Nov. 8
Tim Robinson, Maloney	1986	Bulkeley	Nov. 15
Luis Sierra, Putnam	1998	HKillingworth	Oct. 17
Young Douglas, Old Saybrk/WB	1999	Valley Reg.	Nov. 6
Brandon Williard, Farmington	2002	Plainville	Nov. 15
Mark Pascal, New Britain	2006	Manchester	Nov. 3
Alex Thomas, Ansonia	2007	Woodland	Sept. 27
Chris Bachand, St. Paul/GT/LM	2010	Sacred Heart	Oct. 15
Shane Annane, Hartford Public	2010	Rockville	Oct. 15
Harold Cooper, Hillhouse	2011	Sheehan	Nov. 11
Arkeel Newsome, Ansonia	2013	Naugatuck	Nov. 28
Arkeel Newsome, Ansonia	2013	Coginchaug	Dec. 3
Jeremiah Crowley, Montville	2013	Stonington	Sept. 27
Austin Longi, Greenwich	2013	Danbury	Nov. 15
Khaleed Exum Strong, NFA	2014	Bacon Acad	Nov. 1
Ben Pryor, St. Paul	2015	Wolcott HS	Oct. 30
Dalton Modehn, H-Killingworth	2019	Coventry co-op	Nov. 21
Anthony Simpson, Bloomfield	2019	Bulkeley co-op	Nov. 8

POINTS SCORED

Most points scored in a game 64, Zach Davis, Sheehan vs. Jonathan Law, 2016
Most points scored in a season 422, Arkeel Newsome, Ansonia, 2013
Most points scored in a career 1,162, Arkeel Newsome, Ansonia, 2010-13

Most Points in a Career

Player, School	Pts.	TDs	2PAT	1PAT	FG	Yrs.
Arkeel Newsome, Ansonia	1,162	187	20	0	0	2010-13
Alex Thomas, Ansonia	747	114	4	55	0	2004-07
Tim Washington, Bristol Central	710	101	14	67	3	1998-01
Jaden Shirden, St. Joseph	642	107	0	0	0	2016-19
Harold Cooper, Hillhouse	613	99	4	11	0	2010-13
Zach Davis, Sheehan	594	95	12	0	0	2014-16
Spencer Lockwood, Killingly	586	93	14	0	0	2014-17
Ervin Phillips, West Haven	554	88	13	0	0	2010-13
Nick Susko, Tolland	552	87	15	0	0	1996-99
Jake Ward, Morgan	548	90	4	0	0	2011-14
Rahshon Spikes, Maloney	542	77	40	0	0	1992-95
Andrew Pinnock, Bloomfield	540	88	6	0	0	1995-98
Nathan Pagan, Newington	526	86	5	0	0	2004-07
Markell Dobbs, Ansonia	524	81	19	0	0	2015-17
Chris Young, Rocky Hill	514	84	5	0	0	2011-13
Max DeLorenzo, Berlin	486	77	12	0	0	2007-10
Terrence Bogan, Sheehan	464	77	1	0	0	2017-19
Jimmy Hughes, Staples	456	74	6	0	0	2000-03
Ryan Thomas, Ansonia	454	74	5	0	0	2001-03
J.P. Scott, North Branford	454	75	2	0	0	1998-01
Colin Moore, Avon	436	66	20	0	0	2009-12
Ross McDonald, Avon	432	71	3	0	0	2007-10
Montrell Dobbs, Ansonia	432	68	12	0	0	2008-10

Legend
2PAT
Two-point conversion by run or pass
(in effect since 1958)
1PAT
One-point conversion by kick. Prior to 1958, all conversions were worth 1 point (run, pass or kick).

Most Points in a Season

Player, School	Pts.	TDs	2PAT	1PAT	FG	Year
Arkeel Newsome, Ansonia	422	68	7	0	0	2013
Arkeel Newsome, Ansonia	388	62	8	0	0	2011
Zach Davis, Sheehan	330	52	9	0	0	2016
Tim Washington, Bristol Central	294	42	3	30	2	2000
Montrell Dobbs, Ansonia	292	45	11	0	0	2010
Alex Thomas, Ansonia	282	47	0	0	0	2007
Spencer Lockwood, Killingly	280	46	4	0	0	2017
JoJo Schumaker, Ledyard	274	45	2	0	0	2014
Anthony Simpson, Bloomfield	272	45	1	0	0	2019
Victor Rosa, Bristol Central	270	41	12	0	0	2021
Jake Ward, Morgan	268	44	2	0	0	2013
Markell Dobbs, Ansonia	266	40	13	0	0	2017
Tim Washington, Bristol Central	260	37	8	22	0	2001
Nick Susko, Tolland	256	40	8	0	0	1999
Jim Henry, Greenwich	254	42	1	0	0	1999
Arkeel Newsome, Ansonia	252	41	3	0	0	2012
Markell Dobbs, Ansonia	246	39	16	0	0	2016
John Weaver, Weaver-Hartford	244	40	2	0	0	1999
Mike McLeod, New Britain	236	39	1	0	0	2004
Jimmy Hughes, Staples-Westport	232	38	2	0	0	2003
Dan Mulrooney, Holy Cross	232	38	2	0	0	2006
Jordan Brown, Glastonbury	230	38	1	0	0	2008
Ryan Thomas, Ansonia	228	38	0	0	0	2003
Shante Wynn, Cromwell	228	38	0	0	0	2003
Jaden Shirden, St. Joseph	228	38	0	0	0	2019

Point Responsibility

Most total points, all methods.
SEASON: 428, Arkeel Newsome, Ansonia, 2013 (scored 422, passed for 6
CAREER: 1,174, Arkeel Newsome, Ansonia, 2010-13 (scored 1,162, passed for 12)
GAME: 64, Zach Davis, Sheehan vs. Law, Oct. 28, 2016 (scored 64 points)
SEASON: 428, Arkeel Newsome, Ansonia, 2013 (scored 422, passed for 6

POINTS SCORED

Most Points in a Game

Player, School	Pts.	TDs	2PAT	1PAT	FG	Opponent	Date
Zach Davis, Sheehan	64	10	2	0	0	Jonathan Law	2016
Brenden Lytton, Torrington	59	9	0	5	0	Wilby	2010
Raymond 'Ducky' Pond, Torrington	51	7	0	9	0	Simsbury	1917
John Weaver, Weaver-Hartford	50	8	1	0	0	Darien	1999
Zach Davis, Sheehan	50	8	1	0	0	Lyman Hall	2015
Victor Rosa, Bristol Central	50	8	1	0	0	Tolland	2021
George Diamantis, Central Cath.-Norwalk	48	7	1	4	0	Brookfield	1985
Tim Robinson, Maloney-Meriden	48	7	3	0	0	Bulkeley-Hartford	1986
Tim Washington, Bristol Central	48	7	0	3	1	Platt-Meriden	2000
Mike McLeod, New Britain	48	8	0	0	0	Manchester	2004
Kameron Janice, Woodstock Academy	48	8	0	0	0	Quinebaug Vallley	2017
Terrence Bogan, Sheehan	48	8	0	0	0	Branford	2018
Brandon Williard, Farmington	46	7	2	0	0	Plainville	2002
Arkeel Newsome, Ansonia	46	7	2	0	0	Naugatuck	2013
Shorty Roguski, Woodrw Wilson-Middletwn	44	7	0	2	0	Fitch	1936
Willie Poole, Hartford Public	44	7	1	0	0	Wilbur Cross	1974
Anthony Brown, Xavier	44	6	4	0	0	St. Paul-Bristol	1974
Luis Sierra, Putnam	44	7	1	0	0	H-Killingworth	1998
Ben Pryor, St. Paul	44	7	1	0	0	Wolcott High	2015
Markell Dobbs, Ansonia	44	6	4	0	0	Naugatuck	2017
Dalton Modehn, Haddam-Killingworth	44	7	1	0	0	Coventry co-op	2019
Bubby Natowich, Ansonia	43	7	0	1	0	Naugatuck	1936
Earl 'Nervy' Gillespie, Stamford	42	5	0	12	0	Paterson, NJ	1913
Bob Stokes, Kolbe Cathedral	42	7	0	0	0	Bullard Havens	1967
Jim Cobb, Stamford	42	7	0	0	0	Rippowam	1970
Karl Hall, Bristol Central	42	7	0	0	0	Pulaski-New Britain	1979
Young Douglas, Old Saybrook	42	7	0	0	0	Valley Regional	1999
Mark Pascal, New Britain	42	7	0	0	0	Manchester	2006
Alex Thomas, Ansonia	42	7	0	0	0	Woodland Reg.	2007
Chris Bachand, St. Paul/Goodwin/LM	42	7	0	0	0	Sacred Heart	2009
Justin May, Bullard Havens	42	6	4	0	0	Platt Tech	2009
Shane Anane, Hartford Public	42	7	0	0	0	Rockville	2010
Harold Cooper, Hillhouse	42	7	0	0	0	Jonathan Law	2011
Jeremiah Crowley, Montville	42	7	0	0	0	Stonington	2013
Arkeel Newsome, Ansonia	42	7	0	0	0	Coginchaug	2013
Austin Longi, Greenwich	42	7	0	0	0	Danbury	2013
Carelle Hill, Bassick	42	7	0	0	0	Wolcott Tech/Housatonic/Wamogo	2016
Jared Neal, Quinebaug Valley	42	6	3	0	0	Woodstock Acad.	2016
Anthony Simpson, Bloomfield	42	7	0	0	0	Bulkeley co-op	2019
Jimmy Fitzpatrick, Meriden	41	5	0	11	0	Bristol	1915
Eddy, Simsbury	41	6	0	5	0	Lyman Hall	1922
Levi Jackson, Hillhouse-New Haven	40	6	0	4	0	West Haven	1943
Lemuel James, New Canaan	40	6	2	0	0	Rippowam	1969
Arkeel Newsome, Ansonia	40	6	2	0	0	Masuk	2013
Geremy Grate, Platt Tech	40	6	2	0	0	Bullard Havens	2009
Devin Schibi, Gilbert-Winsted	39	6	1	1	0	Stafford	2001
Bubby Natowich, Ansonia	39	6	0	3	0	Shelton	1937

Most Two-Point Conversions, Career

Player, School	Run	Rec	Total	Year
Rashon Spikes, Maloney	40	0	40	1992-95
Isaiah McNeilly, Hand	36	0	36	2017-19
Vin Clements, Southington	27	3	30	1964-66
Shaykeem Harmon, Ansonia	26	0	26	2017-19
Joe Calaci, Rockville	20	5	25	1968-69
NIck Florian, Southington	20	3	23	2004-06
Anthony Frasier, ATI co-op	21	2	23	2016-19
Tyrese Wright, Bullard Havens	22	0	22	2014-17
Anthony Ligi, Wolcott High	20	0	20	2017-18
Arkeel Newsome, Ansonia	20	0	20	2010-13
Colin Moore, Avon	19	1	20	2007-10
Markell Dobbs, Ansonia	19	0	19	2015-17
Harry Conlan, West Haven	18	0	18	1967-68
Doug Cramphin, Simsbury	17	0	17	1967-69
Jim Kelly, Rockville	17	0	17	1969-70
Tom Lavery, West Haven	16	0	16	1967-68
Jim Witkowski, Xavier	15	1	16	1969-70
Nick Susko, Tolland			15	1996-99
Spencer Lockwood, Killingly	14	0	14	2014-17
Tim Washington, Bristol Central			14	1998-01
Ervin Phillips, West Haven			13	2010-13

Most Two-Point Conversions, Season

Player, School	Run	Rec	Total	Year
Isaiah McNeilly, Hand	**25**	0	25	2018
Joe Calaci, Rockville	17	5	22	1969
Colin Moore, Avon	19	0	19	2011
Harry Conlan, West Haven	18	0	18	1968
Vin Clements, Southington	17	0	17	1965
Shaykeem Harmon, Ansonia	17	0	17	2019
Rashon Spikes, Maloney	16	0	16	1993
Jim Kelly, Rockville	16	0	16	1970
Doug Cramphin, Simsbury	15	0	15	1969
Anthony Ligi, Wolcott High	15	0	15	2018
Jim Witkowski, Xavier	14	0	14	1969
Rashon Spikes, Maloney	14	0	14	1995
Nick Florian, Southington	13	1	14	2005
Tom Lavery, West Haven	13	0	13	1968
Markell Dobbs, Ansonia	13	0	13	2017
Jon McGowan, Seymour	10	2	12	1969
John Yuskis, New Britain	4	8	12	1960
Don Barrows, New Britain	10	2	12	1963
Victor Rosa, Bristol Central	12	0	12	2021
Anthony Frasier, ATI co-op	11	1	12	2018
Wayne Edmunds, Naugatuck	11	0	11	1962
Lem James, New Canaan	7	4	11	1969
Pete Demmerie, New Canaan	0	**11**	11	1970
Montrell Dobbs, Ansonia	11	0	11	2010
Tyrese Wright, Bullard Havens	11	0	11	2017

Most Two-Point Conversions, Game

Player, School	Run	Rec	Total	Opponent	Date
Kyren Petteway, Wtby Career Acad*	**6**	0	6	Sacred Heart/Kaynor Tech	Oct. 13, 2016
Vin Clements, Southington	5	0	5	Windsor	Nov. 13, 1965
Tom Gervais, Plainville	5	0	5	Newington	Nov. 14, 1970
Austin Caffrey, Killingly	5	0	5	Waterford	Sept. 25, 2015
Isaiah McNeilly, Hand	5	0	5	Jonathan Law	Oct. 26, 2018
Austyn Howe, Newington	2	3	5	Manchester	Sept. 17, 2021
Wayne Zalaski, Southington	4	0	4	Crosby	Nov. 7, 1964
Vin Clements, Southington	4	0	4	Plainville	Nov. 25, 1965
Joe Calaci, Rockville	3	1	4	Newington	Nov. 8, 1969
Dan Laever, Watertown	4	0	4	Crosby	Nov. 11, 1967
John Dombrowski, Gilbert	4	0	4	Housatonic	Nov. 4, 1972
Anthony Brown, Xavier	4	0	4	St. Paul	Nov. 22. 1974
Rashon Spikes, Maloney	4	0	4	East Hartford	Sept. 17, 1993
Rashon Spikes, Maloney	4	0	4	Bristol Eastern	October 8, 1993
Tyler Dube, Southington	0	**4**	4	Glastonbury	Sept. 25, 2009
Colin Moore, Avon	4	0	4	Windsor Locks/Suffield/East Granby	Nov. 19, 2011
Colin Moore, Avon	4	0	4	Granby	Oct. 22, 2011
Jared Bouten, Woodstock Academy	4	0	4	Quinebaug Valley	Nov. 24, 2016
Markell Dobbs, Ansonia	4	0	4	Naugatuck	Nov. 23, 2017
Anthony Frasier, ATI co-op	4	0	4	Platt Tech	October 5, 2019
Shaykeem Harmon, Ansonia	4	0	4	Watertown	October 11, 2019

*Waterbury Career Academy

YEAR BY YEAR STATE SCORING LEADERS

For many years, one of the most important individual statistics was the number of points scored in a season.

		Touchdowns				2pt conv				
Player	**GP**	**Run-Rec**	**Int-Fum**	**KO-Punt**	**Total**	**Run-Rec**	**PAT**	**FG**	**Points**	**Avg.**
2021: Victor Rosa, Bristol Central	11	41-0	0-0	0-0	41	12-0	0	0	270	24.5
2019: Anthony Simpson, Bloomfield	13	24-19	2-0	0-0	45	1-0	0	0	272	20.9
2018: Terrence Bogan, Sheehan	12	34-0	0-0	0-0	34	0-0	0	0	204	17.0
2017: Spencer Lockwood, Killingly	13	45-1	0-0	0-0	46	2-0	0	0	280	21.5
2016: Zach Davis, Sheehan	10	50-1	0-0	0-1	52	8-1	0	0	330	**33.0**
2015: Mike Montano, North Haven	13	29-3	1-0	0-0	33	0-0	0	0	198	15.2
2014: Josiah Shumaker, Ledyard	13	40-5	0-0	0-0	45	0-0	0	0	274	21.1
2013: Arkeel Newsome, Ansonia	15	**64**-2	0-0	0-2	**68**	0-0	0	0	**424**	28.3
2012: Arkeel Newsome, Ansonia	13	38-3	0-0	0-0	42	2-0	0	0	256	19.7
2011: Arkeel Newsome, Ansonia	14	58-3	0-0	0-0	62	8-0	0	0	388	27.7
2010: Montell Dobbs, Ansonia	12	40-5	0-0	0-0	45	11-0	0	0	292	24.3
2009: Ross McDonald, Avon	11	35-0	0-0	0-0	35	2-0	0	0	214	19.4
2008: Jordan Brown, Glastonbury	13	35-1	0-0	1-1	38	1-0	0	0	230	17.6
2007: Alex Thomas, Ansonia	13	47-0	0-0	0-0	47	0-0	0	0	282	21.6
2006: Dan Mulrooney, Holy Cross	13	31-3	1-0	2-1	38	2-0	0	0	232	17.8
2005: Alex Thomas, Ansonia	10	30-1	0-0	0-0	31	2-0	20	0	210	21.0
2004: Mike McLeod, New Britain	12	38-0	0-0	1-0	39	1-0	0	0	236	19.6
2003: Jimmy Hughes, Staples	12	38-0	0-0	0-0	38	2-0	0	0	232	19.3
2002: Jimmy Hughes, Staples	13	25-6	0-0	0-1	31	3-0	0	0	192	14.7
2001: Tim Washington, Bristol Central	10	37-0	0-0	0-0	37	8-0	22	0	260	26.0
2000: Tim Washington, Bristol Central	10	42-0	0-0	0-0	42	3-0	30	0	294	29.4
1999: Nick Susko, Tolland	11				40	8-0	0	0	256	23.2
1998: Andrew Pinnock, Bloomfield	12				33	3-0	0	0	204	17.0
1997: Andrew Pinnock, Bloomfield	12				29	2-0	0	0	178	14.8
1996: LaTroy Oliver, Weaver	13	32-1	0-1	0-1	35	1-0	0	0	212	16.3
1995: Rahshon Spikes, Maloney	10	22-0	0-0	1-0	23	14-0	0	0	166	16.6
1994: Tony Ortiz, Crosby	10	28-1	0-1	0-0	30	4-0	0	0	188	18.8
1993: Rahshon Spikes, Maloney	10	22-0	1-0	0-2	25	16-0	0	0	182	18.2
1992: Tebucky Jones, New Britain	11	25-0	1-0	1-0	27	9-0	0	0	180	16.3
1991: Kelsey Roberts, Bulkeley	11	24-1	0-0	0-0	25	1	0	0	152	13.8
1990: Dean Holliday, Bassick	10	18-2	0-0	3-0	23	5	0	0	148	14.8
1989: Kevin Sharkey, Ansonia	11	21-7	0-0	0-1	29	0	0	0	174	15.8
1988: Rodney Tate, Wilby	10				26				156	15.6
1987: Davie Holliday, Torrington	11	28-1	0-0	1-0	30	6-0	0	0	192	17.4
1986: Albert Haynes, Hall	12	30-1	0-0	0-1	32	0-0	0	0	192	16.0
1985: George Diamantis, Cen. Catholic	11								151	13.7
1984: Anthony Grant, Glastonbury	11	30-0	0-0	2-0	32	0-0	0	0	192	17.4
1983: Bruce Perry, St. Joseph	11				30				193	17.5
1982: Doug Post, East Catholic	10	17-0	0-0	0-0	17	3	10	0	118	11.8
1981: Doug Dubose, Montville	10	20-5	0-0	0-0	25	3-5	9	0	175	17.5
1980: Brian Antrum, Naugatuck	11	21-2	0-0	0-0	23	2-0	0	0	142	12.9
1979: Karl Hall, Bristol Central	11	27-1	0-0	0-0	28	1-0	0	0	170	15.4
1978: Rich Lena, Amity	11	24-3	0-0	0-0	27	0-0	0	0	162	14.7
1977: Ken Sweitzer, Hand	11				27				166	15.0
1976: Larry Komeranko, East Hartford	11				29				174	15.8
1975: Paul Haynes, Seymour	11	18-1	0-0	0-1	21	0-0	20	3	155	14.0
1974: Bob Francoeur, Fermi	10	19-3	0-0	0-0	22	9	0	0	150	15.0
Rich Angelone, Lyman Hall	11	24-0	0-0	0-0	24	3	0	0	150	13.6
Anthony Brown, Xavier	10	20-1	0-0	0-2	23	6	0	0	150	15.0
1973: Roger Ins, Ansonia	10	22-2	0-0	1-1	26	1	0	0	158	15.8
1972: Larry Rudd, Warren Harding	10	27-0	0-0	0-2	29	2-0	0	0	178	17.8

Continued on page 10

YEAR BY YEAR STATE SCORING LEADERS

		Touchdowns				2pt conv				
Player	**GP**	**Run-Rec**	**Int-Fum**	**KO-Punt**	**Total**	**Run-Rec**	**PAT**	**FG**	**Points**	**Avg.**
1971: Marty Bird, Simsbury	9	19-2	0-0	0-1	22	4-0	11	0	151	16.7
1970: Steve Hovick, Watertown	9	12-12	0-0	0-0	24	8-0	0	0	160	17.7
1969: Joe Calaci, Rockville	10	26-1	1-0	1-0	29	22-0	0	1	221	22.1
1968: Mike Colston, Waterford	9	19-5	0-0	0-0	24	5-0	4	0	158	17.5
1967: Art Spence, Notre Dame-WH	10				27	2	0	0	166	16.6
1966: Art Corsalette, Pulaski-N. Britain	10	20-1	1-0	0-2	24	2-0	0	0	148	14.8
1965: Vin Clements, Southington	9	16-1	0-0	0-0	17	17-0	1	0	136	15.1
1964: Hank Andrzejczak, ND-Bridgeport									142	
1963: Wayne Edmonds, Naugatuck	10	23-5	0-0	0-0	28	7-0	0	0	182	18.2
1962: Len Clements, Southington	9	15-2	0-0	0-1	18	7-0	0	0	122	13.5
1961: unknown										
1960: Floyd Little, Hillhouse	9	19-1	0-0	0-0	20	6-0	0	0	132	14.6
1959: Rollie Wahl, Stamford	9				21				140	15.5

Other seasons	Touchdowns								
Player	**GP**	**Run-Rec**	**Int-Fum**	**KO-Punt**	**Total**	**PAT**	**FG**	**Points**	**Avg.**
1954: Nick Pietrosante, Notre Dame-WH	9				23	20		158	17.5
1951: Frank Mirabello, Bulkeley-Hartford								110	
1950: Fred Dugan, Stamford								108	
1949: Billy Albrecht, Lewis-Southington					25	5		155	
1948: Vinny Drake, Ansonia					21	21		147	
1937: Andrew Natowich, Ansonia					20	8		128	
1936: Andrew Natowich, Ansonia								105	
1935: Johnny Gayeski, Wilson-Middletown								66	
1934: Johnny Gayeski, Wilson-Middletown								71	
1933: Dick Tuckey, Naugatuck								89	
1932: Dick Tuckey, Naugatuck								73	
1931: Able Gurske, Bristol High								126	

RECEIVING: YARDS

Most yards receiving, game: 376, Aaron Hernandez, Bristol Central, 2005 vs. Newington
Most yards receiving, season: 1,807, Aaron Hernandez, Bristol Central, 2005
Most yards receiving, career: 3,677, Aaron Hernandez, Bristol Central, 2003-06

Most Yards Receiving in a Career

Player, School	Yds.	Rec.	Avg	Years
Aaron Hernandez, Bris. Cn	3,677	172	21.4	2003-06
Nico Ragaini, N. Dame-WH	3,345	222	15.0	2013-16
Thomas Milone, Masuk	3,224	131	24.6	2010-12
Marcus Cooper, Bloomfield	3,024	170	17.7	2004-07
Jason Byrnes, Fermi	2,946	172	17.1	1990-93
David Coggins, Sac. Heart	2,946	167	17.6	2009-12
Dennis Rozum, Seymour	2,883	155	18.6	1966-69
Matt Wozniak, Seymour	2,878	145	19.8	1971-74
Alex Jamele, Southington	2,878	173	16.6	2012-14
Jamel Riddle, Platt	2,873	146	19.7	1995-98
Quintin O'Connell, N. Canaan	2,712	197	13.7	2016-18
Julian Dunn, Newtown	2,697	143	18.9	2011-14
Nick Florian, Southington	2,695	129	20.8	2004-06
Brett Huber, Foran	2,640	209	12.6	2014-16
Austin Morin, SP/Southngtn	2,628	137	19.2	2012-15
Jared Mallozzi, St. Joseph	2,605	177	14.7	2015-17
Ralph Gilliard, Simsbury	2,570	187	13.7	2015-17
Peter Demmerle, N.Canaan	2,550	165	15.5	1967-70
Chris VanKamerik, Oxford	2,472	140	17.6	2010-13
Bob Simeone, St. Paul	2,466	147	16.8	1977-80
O'Neil Robinson, Capital Prep	2,405	118	20.3	2014-17
Victor Marquez, Maloney	2,397	181	13.2	2016-18
Blake Jensen, Stonington	2,374	188	12.6	1999-02
Steve Barnosky, Watertwn	2,359	138	17.1	1984-87
Ryan Moore, SP/GT/LM	2,315	97	23.8	2006-08
Daija Fitzpatrick, St. Paul	2,310	168	13.7	2011-14

Most Yards Receiving in a Season

Player, School	Yds.	Rec.	Year
Aaron Hernandez, Bristol Central	1,807	67	2005
Mark Harrison, Bunnell	1,673	61	2008
Alex Jamele, Southington	1,623	79	2013
Dennis Rozum, Seymour	1,597	80	1969
Mike Griffin, Law-Milford	1,546	69	1990
Jared Mallozzi, St. Joseph	1,514	100	2016
Nick Wright, Cromwell/Portland	1,498	65	2018
Michael Antonio, Cromwell	1,423	53	2011
Peter Demmerle, New Canaan	1,419	102	1970
Mike Trottier, Coventry/Wind Tech	1,417	54	2005
Dave Coggins, Sacred Heart	1,417	78	2010
Chris Evans, Stamford	1,410	86	2008
Teddy Williams, Cromwell/Portland	1,396	69	2021
Tyler Rudolph, Sacred Heart/KT	1,390	83	2016
Jaquan Allen, East Hartford	1,390		2018
Robert Painter, Masuk-Monroe	1,386	71	1998
Ryan Moore, St. Paul/GT/LM	1,366	49	2008
Aaron Hernandez, Bristol Central	1,346	62	2006
Brett Huber, Foran	1,340	88	2015
Austin Morin, Southington	1,313	63	2015
Justin Gonzalez, St. Paul	1,311	72	2011
Jason Banks, Stafford	1,308	97	2003
Jamel Riddle, Platt-Meriden	1,306	53	1997
Terry McNamara, Ansonia	1,300	88	1985
David Dunn, Xavier-Middletown	1,286	62	1981
Jamie Talbot, Quinebaug (Putnam)	1,280	36	2018

Most Yards Receiving in a Game

Player, School	Yds.	Yr.	Opponent	Date
Aaron Hernandez, Bristol Central	376	2005	Newington	Nov. 4
Teddy Williams, Cromwell/Portland	350	2021	Ansonia	Dec. 5
Bob Simeone, St. Paul-Bristol	335	1980	Xavier-Middletown	Nov. 21
Dave Coggins, Sacred Heart	333	2009	Derby/O'Brien Tech	Sept. 24
Pete Demmerle, New Canaan	316	1970	Rippowam-Stamford	Nov. 14
Willie Harriott, Hyde School	308	2003	Morgan-Clinton	Nov. 15
Brandon Anderson, Bacon Academy	304	2014	Woodstock Academy	Sept. 20
Rich Ardito, Jonathan Law-Milford	298	1984	Morgan-Clinton	Oct. 12
Kevin Crawford, Bassick-Bridgeport	295	1998	Stamford	Nov. 5
Anthony Scirpo, Woodland Regional	283	2012	Seymour	Nov. 21
Lou Boncek, Seymour	283	1979	Sheehan-Wallingford	Oct. 13
David Coggins, Sacred Heart	278	2010	St. Paul	Oct. 15
Ruben Berger, Sacred Heart	277	2008	Seymour	Sept. 18
David Coggins, Sacred Heart	274	2010	Valley Reg./Old Lyme	Nov. 30
Jaquan Allen, East Hartford	270	2018	Enfield	Oct. 19
Ryer Caruso, Norwich Free Academy	270	2011	Fitch	Nov. 4
Marcus Cooper, Bloomfield	267	2007	Hall	Oct. 13
Chris VanKamerik, Oxford	265	2012	New Fairfield	Oct. 27
Dallas Woods, Fermi	265	1998	Windsor	Sept. 26

RECEIVING: CATCHES

Most passes caught, game: 19, Tyler Burns, Amity, 2013 and Brett Huber, Foran, 2016
Most passes caught, season: 107, Brett Huber, Foran, 2016
Most passes caught, career: 222, Nico Ragaini, Notre Dame-West Haven, 2013-16

Most Receptions in a Career

Player, School	Rec.	Years
Nico Ragaini, Notre Dame-WH	222	2013-16
Brett Huber, Foran	209	2014-16
Quintin O'Connell, New Canaan	197	2016-18
Blake Jensen, Stonington	188	1999-02
Ralph Gilliard, Simsbury	187	2015-17
Victor Marquez, Maloney	181	2016-18
Jason Banks, Stafford	180	2001-03
Jared Mallozzi, St. Joseph	177	2015-17
Alex Jamele, Southington	173	2012-14
Aaron Hernandez, Bristol Central	172	2003-06
Jason Byrnes, Fermi-Enfield	172	1990-93
Marcus Cooper, Bloomfield	170	2004-07
Daija Fitzpatrick, St. Paul	168	2011-14
David Coggins, Sacred Heart	167	2009-12
Peter Demmerle, New Canaan	165	1967-70
Nick Weissauer, Foran	164	2011-13
Dennis Rozum, Seymour	155	1966-69
Kwayne Taylor, Wilbur Cross	154	2015-17
Aaron Berardino, Windsor	153	2008-11
Marcel Dumas, Fermi-Enfield	150	1986-89
Alejandro Ortiz, Maloney	150	2014-16
Mike Freiheit, East Catholic	148	1976-79
Bob Simeone, St. Paul-Bristol	147	1977-80
Jamel Riddle, Platt-Meriden	146	1995-98
Matt Wozniak, Seymour	145	1971-74
Julian Dunn, Newtown	143	2011-14

Most Receptions in a Season

Player, School	Rec.	Years
Brett Huber, Foran	107	2016
Peter Demmerle, New Canaan	102	1970
Jared Mallozzi, St. Joseph	100	2016
Jason Banks, Stafford	97	2003
Quintin O'Connell, New Canaan	91	2018
Andrew Gellert, Newtown	90	1997
Alejandro Ortiz, Maloney	89	2016
Terry McNamara, Ansonia	88	1985
Brett Huber, Foran	88	2015
Nick Vitale, Hand	87	2011
Chris Evans, Stamford	86	2008
Nick Weissauer, Foran-Milford	86	2012
Ralph Gilliard, Simsbury	86	2017
Tyler Rudolph, Sacred Heart/Kaynor	83	2016
Matt Woods, Foran	82	2006
Jason Byrnes, Fermi-Enfield	81	1993
Justin Monahan, Stafford	81	2003
Dennis Rozum, Seymour	80	1969
Griffin Ross, Darien	80	2013
Jackson Mitchell, Ridgefield	80	2017
Dave Coggins, Sacred Heart	78	2010
Anthony Scirpo, Woodland Regional	78	2012
Alex Jamele, Southington	79	2013

Most Receptions in a Game

Player, School	Rec.	Year	Opponent	Date
Tyler Burns, Amity	19	2013	Fairfield Prep	Nov. 1
Brett Huber, Foran	19	2016	Creed/Career/Whitney Tech	Nov. 17
Pete Demmerle, New Canaan	18	1970	Rippowam-Stamford	Nov. 14
Bob Simeone, St. Paul-Bristol	18	1980	Xavier-Middletown	Nov. 21
Jason Banks, Stafford	18	2003	Tolland (Oct. 10) and Windsor Locks	(Nov. 27)
A.J. Hall, Norwalk	18	2016	Greenwich	Nov. 4
Brett Huber, Foran	18	2016	North Haven	Sept. 23
Will Volage, Woodland	17	2006	Watertown	Oct. 27
Jon Snedeker, Southington	16	2003	Conard	Oct. 4
Joe Trottier, Coventry	16	2004	North Branford	Oct. 2
Dave Coggins, Sacred Heart	16	2009	Derby/O'Brien Tech	Sept. 24
Kyle Smith, New Canaan	16	2015	Notre Dame-WH	Dec. 7
Steve Barnosky, Watertown	15	1987	Torrington	Nov. 26
Greg Walby, Hand-Madison	15	1996	Fairfield Prep	Sept. 20
Jon Esmail, Southington	15	2001	Bristol Central	Nov. 9
Alex Couture, Bacon Academy	15	2010	Windham High	Oct. 8
Zack Mancini, Torrington	15	2014	Naugatuck	Sept. 12
Griffin Ross, Darien	15	2015	Wilton	Nov. 2
Alex Fratamico, Morgan	15	2021	SMSA co-op	Oct. 15

RECEIVING: TOUCHDOWNS

Most touchdown passes caught, game: 6, Anrae Fevrier, Bloomfield, vs. Hall, 2000; Rasheed Cauley, Sport Medicine and Science Academy/University vs. Bulkeley, 2010
Most touchdown passes caught, season: 29, Alex Jamele, Southington, 2013
Most touchdown passes caught, career: 50, Alex Jamele, Southington, 2011-14

Most Touchdown Receptions in a Career

Player, School	TDs	Years
Alex Jamele, Southington	50	2011-14
Julian Dunn, Newtown	49	2011-14
Aaron Hernandez, Bristol Central	47	2003-06
Marcus Cooper, Bloomfield	43	2005-07
Thomas Milone, Masuk	40	2010-12
Jared Mallozzi, St. Joseph	39	2015-17
Aaron Berardino, Windsor	37	2008-11
Quintin O'Connell, New Canaan	36	2016-18
Chris Evans, Stamford	35	2006-08
Anthony Scirpo, Woodland	34	2010-12
David Coggins, Sacred Heart	33	2009-12
Austin Morin, St. Paul/Southington	33	2012-15
David Reed, New London/NBritain	33	2003-05
Bryan Coney, Naugatuck	33	2013-14
Alex Jamele, Southington	32	2011-13
Victor Marquez, Maloney	31	2016-18
Willie Harriott, Hyde-New Haven	31	2001-04
Dennis Rozum, Seymour	31	1966-69
Nick Florian, Southington	30	2004-06
Kevin Macari, New Canaan	30	2008-10
Jamel Riddle, Platt-Meriden	29	1995-98
Reid Morin, St. Paul	29	2011-13
Chris VanKamerik, Oxford	29	2010-13
Pete Demmerle, New Canaan	28	1967-70
Jason Byrnes, Fermi-Enfield	28	1990-93
Brendall Carroll, St. Paul	28	2011-14
Kyle Smith, New Canaan	28	2013-15
Jayvon Massey, Bloomfield	28	2018-19
Steve Barnosky, Watertown	27	1984-87
Scott Sweitzer, Hand	27	1980-83
Andrew Matos, Ansonia	27	2010-12
Anthony Simpson, Bloomfield	27	2018-19

Most Consecutive Games

Most consecutive games catching TD passes
18, Aaron Hernandez, Bristol Central, 2005-06

Most Touchdown Receptions in a Season

Player, School	TDs	Gms.	Year
Alex Jamele, Southington	29	13	2013
Anthony Scirpo, Woodland Reg.	25	12	2012
Aaron Hernandez, Bristol Central	24	10	2005
Julian Dunn, Newtown	22	12	2013
Austin Morin, Southington	22	11	2015
Dwight Anderson, Bloomfield	21	11	1999
Chris Evans, Stamford	21	11	2008
Ryan Moore, St. Paul/GT/LM	20	11	2008
Kevin Macari, New Canaan	20	12	2010
Bryan Coney, Naugatuck	20	12	2014
Jared Mallozzi, St. Joseph	20	13	2016
Teddy Williams, Cromwell/Portland	20	13	2021
Dennis Rozum, Seymour	19	10	1969
Michael Antonio, Cromwell	19	12	2011
Ethan Ericson, Glastonbury	19	12	2013
Austin Calamita, North Branford	19	13	2014
Jared Mallozzi, St. Joseph	19	13	2017
Anthony Simpson, Bloomfield	19	13	2019
Dallas Wood, Fermi	18	10	1998
Marcus Cooper, Bloomfield	18	12	2006
Alex Jamele, Southington	18	12	2014
Jamie Talbot, Quinebaug Valley	17	9	2018
Kenny Fersner, Stamford	17	10	2004
Nick Wright, Cromwell/Portland	17	11	2018
Mark Harrison, Bunnell	17	11	2008
Aaron Berardino, Windsor	17	12	2012
Aaron Berardino, Windsor	17	12	2011
Creme Watford, Platt High	17	12	2013
Randy Gress, Notre Dame-Fairfld	17	13	2002
Aaron Hernandez, BristolCentral	16	9	2006
Josh Landeen, Southington	16	10	2000
Giovanni Lopez, New London	16	10	2017
Mike Trottier, Coventry/WT	16	11	2005
Ryan Squillante, Weston	16	11	2002
Chris Vankamerik, Oxford	16	11	2013
Brandon Kallenbach, Stafford/EW/Som	16	11	2016
Thomas Milone, Masuk	16	12	2011
Kyle Smith, New Canaan	16	13	2016
Robert Painter, Masuk-Monroe	16	13	1998
Will Collins, Hyde	16	12	2000
Joe Delucia, North Branford	16	13	2012
Victor Marquez, Maloney	16	13	2018
Doug Vroman, Staples-Westport	16	14	1997
Lars Pedersen, St. Joseph	16	15	2013
Garrett Garbinski, Morgan	16	10	2021
Matthew Minicus, Darien	16	13	2021

RECEIVING: TOUCHDOWNS

Most Touchdown Receptions in a Game

Player, School	TDs	Year	Opponent	Date
Anrae Fevrier, Bloomfield	6	2000	Hall-West Hartford	Oct. 21
Rasheed Cauley, SMSA/University	6	2010	Bulkeley	Nov. 23
Rob Pennington, New Canaan	5	1968	Ludlowe	Nov. 2
Jim Slie, Seymour	5	1970	Cheshire	Oct. 10
Daryl Staley, Bunnell	5	2003	New Milford	Nov. 7
Dave Coggins, Sacred Heart	5	2009	Derby/O'Brien Tech	Sept. 24
Patrick Newton, New Canaan	5	2011	St. Joseph	Oct. 22
Matthew Minicus, Darien	5	2021	Fairfield Ludlowe	Oct. 22
Teddy Williams, Cromwell/Portland	5	2021	Ansonia	Dec. 5
Jim Mongillo, Maloney	4	1966	Platt High	Nov. 25
Pete Demmerle, New Canaan	4	1969	Ludlowe	Nov. 1
Steve Hovick, Watertown	4	1970	Kennedy-Waterbury	Oct. 17
Frank Panella, New Canaan	4	1970	Rippowam-Stamford	Nov. 14
Tim Murphy, Enfield	4	1973	Northwest Catholic	Nov. 10
Ed Wotowicz, Newington	4	1974	Bloomfield	Sept. 21
Kevin Crawford, Bassick-Bridgeport	4	1998	Stamford	Nov. 5
Josh Landeen, Southington	4	2000	Conard	Sept. 29
Ryan Glasper, Southington	4	2001	Bristol Eastern	Oct. 26
Randy Gross, Notre Dame-Fairfield	4	2002	Foran-Milford	Nov. 16
Willie Harriot, Hyde	4	2003	Morgan	Nov. 15
Kerry Fersner, Stamford	4	2004	Westhill	Nov. 25
David Reed, New London	4	2005	Waterford	Oct. 1
Aaron Hernandez, Bristol Central	4	2005	Newington	Nov. 4
Will Volage, Woodland	4	2006	Watertown	Oct. 27
Aaron Hernandez, Bristol Central	4	2006	Platt-Meriden	Nov. 3
Marcus Cooper, Bloomfield	4	2007	Newington (Oct. 5) and Hall (Oct. 13)	
Dwayne Bennett, Wilby	4	2007	Torrington	Sept. 28
Chris Evans, Stamford	4	2008	Bridgport Central (Nov. 14) and Fairfield Ludlowe (Oct. 31)	
Anthony Scripo, Woodland Regional	4	2012	Seymour (Nov. 21) and Capital Prep/Classical (Nov. 28)	
Rahami Roundtree, Woodland	4	2012	Seymour	Nov. 21
David Paolino. Trumbull	4	2012	Brid Central	Nov. 9
Scott McLeod, Berlin	4	2012	East Cath.	Sept. 15
Dillon McMahon, Derby	4	2012	Torrington	Oct. 26
Alex Jamele, Southington	4	2013	Manchester (Sept. 21) and New Britain (Oct. 11)	
Brandon Anderson, Bacon Academt	4	2014	Woodstock	Sept. 20
Guyeens Antoine, Stamford	4	2014	Harding	Sept. 20
Austin Morin, Southington	4	2015	Bulkeley/Weaver/HMTCA	Nov. 13
Kyle Smith, New Canaan	4	2015	Danbury (Oct. 17) and Notre Dame-WH (Dec. 7)	
Russell Thompson-Bishop, Bloomfield	4	2015	Avon	Oct. 10
Jevin Frett, Manchester	4	2016	Simsbury	Sept. 9
Brett Huber, Foran	4	2016	Creed/Whitney Tech/Career	Nov. 17
Jared Mallozzi, St. Joseph	4	2016	Ledyard (Sept. 17) and Brien McMahon (Sept. 24)	
Jared Mallozzi, St. Joseph	4	2017	Fairfield Warde	Sept. 16
Jaquon Allen, East Hartford	4	2018	Enfield	Oct. 19
Victor Marquez, Maloney	4	2018	Farmington	Oct. 26
Anthony Simpson, Bloomfield	4	2019	Plainville	Oct. 4
Kam Moreno, Maloney	4	2019	Bristol Eastern (Oct. 11) and Berlin (Dec. 4)	
Ethan Haberman, Hand	4	2019	East Lyme (Oct. 25) and Newington (Dec. 4)	
Jack Kennedy, Conard	4	2021	Glastonbury	Sept. 10

PASSING: YARDS

Most yards passing, game: 615, Tanner Kingsley, Woodland Regional, vs. Seymour, Nov. 21, 2012
Most yards passing, season: 3,688, Anthony Morales, Cromwell, 2011
Most yards passing, career: 10,767, Casey Cochran, Masuk and New London 2008-11

Most Yards Passing in a Career

Player, School	Yards	Years
Casey Cochran, Masuk/New London	10,767	2008-11
Logan Marchi, St. Paul	9,702	2011-13
Drew Pyne, New Canaan	9,411	2016-19
Tanner Kingsley, Woodland	8,393	2011-13
Jake Kasuba, Foran	7,822	2012-14
Joe DellaVecchia, St. Joseph	7,710	2007-10
David Summers, St. Joseph/F. Warde	7,567	2016-18
Dan Bruetsch, Southington	7,514	1998-00
Daron Bryden, Bloomfield	7,326	2017-19
Rohan Ifill, Sacred Heart	7,266	2007-10
Kyle Zajack, Capital Prep/AF	7,229	2014-17
Bryan Castelot, Bunnell	7,144	2009-12
Tom Bennewitz, Weston	7,135	2001-03
Jason Bradley, Naugatuck	6,945	2011-14
Stephen Barmore, Southington	6,803	2010-13
Matt Coyne, Bristol Central	6,691	2005-07
Jake White, Foran	6,731	2006-08
Jake Hedberg, Newington	6,531	2012-14
Hank Papale, Southington	6,355	1994-97
Matthew Milano, New Canaan	6,335	2009-11
Nick Van Dell, Hand	6,331	2013-15
Michael Collins, New Canaan	6,323	2013-15
Ryan Osiecki, Seymour	6,201	2003-06
Ray Kreiger, Derby/O'Brien Tech	6,198	2008-11
Matt Kelleher, Southington	6,172	2003-05
Eian Bain, Stafford	6,134	2001-03

Most Yards Passing in a Season

Player, School	Yards	Year
Anthony Morales, Cromwell	3,688	2011
Tanner Kingsley, Woodland	3,613	2013
Matt Kelleher, Southington	3,558	2005
Andrew Nye, Morgan	3,482	2021
Michael Collins, New Canaan	3,414	2015
Matt Hersch, Masuk	3,406	2017
Casey Cochran, Masuk	3,345	2010
Daron Bryden, Bloomfield	3,344	2019
Brian Peters, Darien	3,337	2016
Chris Sloat, Bunnell	3,305	2008
Trey Dawson, Sacred Heart/Kaynor	3,272	2016
Dan Bruetsch, Southington	3,263	1999
Tanner Kingsley, Woodland	3,227	2012
David Summers, St. Joseph	3,227	2017
Logan Marchi, St. Paul	3,220	2013
Sean Kelly, Bacon Academy	3,199	2014
Brandan Basil, North Branford	3,191	2012
Jasen Rose, Southington	3,190	2014
Peter Graham, Darien	3,168	2019
Andrew Nye, Morgan	3,168	2021
Timothy Graham, Darien	3,155	2015
Bill Choiniere, Amity	3,133	2008
Matthew Milano, New Canaan	3,128	2010
Rohan Ifill, Sacred Heart	3,128	2010
David Gondek, Crosby	3,113	2008
Jahkari Grant, Windsor	3,112	2016

Most Yards Passing in a Game

Player, School	Yards	Year	Opponent	Date
Tanner Kingsley, Woodland	615	2012	Seymour	Nov. 21
Kurt Horton, New Canaan	599	1970	Rippowam-Stamford	Nov. 14
Doug Fink, Southington	556	2001	Cheshire	Nov. 22
Adam Wojenski, Bunnell	555	2015	Bethel	Nov. 13
Casey Cochran, Masuk	544	2009	Pomperaug	Nov. 19
Jake White, Foran-Milford	526	2007	North Haven	Nov. 2
Sean Kelly, Bacon Academy	530	2014	NFA	Nov. 1
Andrew Nye, Morgan	529	2021	SMSA co-op	Oct. 15
Chris Danas, Middletown	515	2019	Farmington	Oct. 26
Chris Sloat, Bunnell	512	2008	Joel Barlow	Nov. 14
Casey Cochran, Masuk	511	2009	Bethel	Nov. 6
Cole Brisson, Cromwell/Portland	510	2021	Ansonia	Dec. 5
Tanner Kingsley, Woodland	502	2012	Naugatuck	Oct. 26
Jake White, Foran	499	2008	North Haven	Oct. 10
Austin Richards, NFA	497	2019	Glastonbury	Sept. 21
Nick Roberts, Trumbull	490	2013	Wilton	Oct. 25
Keenen Orie, Bloomfield	489	2007	Hall	Oct. 13
Dan Bruetsch, Southington	487	2000	Maloney	Oct. 20
Doug Fink, Southington	484	2001	Bristol Central	Nov. 9
Michael Collins, New Canaan	483	2015	Trumbull	Nov. 6
Chris Sloat, Bunnell	481	2008	Bethel	Nov. 7

PASSING: COMPLETIONS

Most passes completed, game: 40, Dave Ryan, Amity vs. Fairfield Prep; Wade Prajer, Pomperaug vs. Masuk, 2013
Most passes completed, season: 257, Matthew Milano, New Canaan, 2011
Most passes completed, career: 701, Drew Pyne, New Canaan, 2016-19

Most Completions in a Career

Player, School	Comp.	Years
Drew Pyne, New Canaan	701	2016-19
Casey Cochran, Masuk/N. London	635	2008-11
Logan Marchi, St. Paul	627	2010-13
Tanner Kingsley, Woodland	609	2011-13
Jake Kasuba, Foran	582	2012-14
Nick Van Dell, Hand	517	2013-15
David Summers, St. Joseph/F. Warde	515	2016-18
Jake Hedberg, Newington	514	2012-14
Matthew Milano, New Canaan	487	2009-11
Joe DellaVecchia, St. Joseph	477	2007-10
Jake White, Foran-Milford	472	2006-08
Eain Bain, Stafford	466	2001-03
Stephen Barmore, Southington	464	2010-13
Rohan Ifill, Sacred Heart	442	2007-10
Timothy Graham, Darien	436	2013-15
Daron Bryden, Bloomfield	422	2017-19
Jared Katchmar, Woodland	415	2002-04
Hank Papale, Southington	413	1994-97
Cory Babineau, St. Joseph	412	2014-16
Dave George, Fermi-Enfield	408	1989-92
Bryan Castelot, Bunnell	406	2009-12
Ryan Osiecki, Seymour	405	2003-06
Dan Bruetsch, Southington	405	1998-00
Gavin Muir, Greenwich	401	2016-18
Lance Lonergan, Staples	395	1982-84
Will Levis, Xavier	389	2015-17
Ray Kreiger, Derby	387	2008-11

Most Completions in a Season

Player, School	Comp	Year
Matthew Milano, New Canaan	257	2011
Tanner Kingsley, Woodland	247	2013
Tanner Kingsley, Woodland	246	2012
Eain Bain, Stafford	236	2003
Silas Wyper, Darien	233	2013
Trey Dawson, Sacred Heart/Kaynor	233	2016
Andrew Nye, Morgan	230	2021
Jack Moore, Conard	225	2017
David Summers, St. Joseph	224	2017
Timothy Graham, Darien	223	2015
Brandon Bisack, Fairfield Warde	222	2014
Jasen Rose, Southington	218	2014
Greg Gatto, Ridgefield	217	2017
Cory Babineau, St. Joseph	215	2016
David Summers, St. Joseph	215	2017
Matt Hersch, Masuk	214	2017
Matt Milano, New Canaan	212	2010
Lance DiNatale, Foran	211	2016
Ryan Dunn, Ridgefield	207	2013
Colin Wilson, Fairfield Ludlowe	209	2018
Peter Graham, Darien	209	2019
Alex Dorosh, Woodland	206	2005
Tim Graham, Darien	206	2014
Michael Collins, New Canaan	206	2015
Drew Pyne, New Canaan	205	2018
Brian Peters, Darien	203	2016
Gavin Muir, Greenwich	203	2017

Most Completions in a Game

Player, School	Comp.	Year	Opponent	Date
Dave Ryan, Amity	40	2013	Fairfield Prep	Nov. 1
Wade Prajer, Pomperaug	40	2013	Masuk	Oct. 11
Jake White, Foran-Milford	38	2007	North Haven	Nov. 2
Matthew Milano, New Canaan	38	2011	Hand	Dec. 10
Wade Prajer, Pomperaug	38	2013	Bethel	Oct. 4
Andrew Nye	38	2021	SMSA co-op (Oct. 15), Coginchaug co-op (Oct. 23)	
Kurt Horton, New Canaan	37	1970	Rippowam-Stamford	Nov. 14
Eain Bain, Stafford	37	2003	Windsor Locks	Nov. 27
Lance DiNatale, Foran	36	2016	Creed/Career/Whitney Tech	Nov. 17
Matt Kelleher, Southington	35	2004	Platt	Sept. 16
Sean Kelly, Bacon Academy	35	2014	NFA	Nov. 1
Doug Fink, Southington	34	2001	Bristol Central	Nov. 9
Casey Cochran, Masuk	34	2009	Pomperaug	Nov. 19
Jackson Masters, Simsbury	34	2017	South Windsor	Oct. 19
Tanner Kingsley, Woodland	33	2012	Holy Cross	Nov. 3
Greg Gatto, Ridgefield	33	2017	St. Joseph	Oct. 14
Jack Moore, Conard	33	2017	Enfield	Sept. 22

PASSING: TOUCHDOWNS

Most touchdown passes, game: 9, Jason Manson, Bloomfield, vs. William Hall-West Hartford, Oct. 21, 2000
9, Michael Collins, New Canaan vs. Trumbull, Nov. 6, 2015
Most touchdown passes, season: 54, Michael Collins, New Canaan, 2015
Most touchdown passes, career: 113, Tanner Kingsley, Woodland Regional 2011-13
Most consecutive games throwing TD pass: 27, MIchael Collins, New Canaan, Nov. 8, 2013 -- Dec. 12, 2015

Most Passing Touchdowns in a Career

Player, School	TDs	Years
Tanner Kingsley, Woodland	113	2011-13
Casey Cochran, Masuk/N. London	112	2008-11
Logan Marchi, St. Paul	112	2010-13
Jason Bradley, Naugatuck	107	2011-14
Drew Pyne, New Canaan	105	2016-19
David Summers, St. Joseph/F. Warde	101	2016-18
Daron Bryden, Bloomfield	98	2017-19
Michael Collins, New Canaan	89	2013-15
Jasen Rose, Southington	87	2012-15
Joe DellaVecchia, St. Joseph	85	2007-10
Dan Bruetsch, Southington	80	1998-00
Jordan Vazzano, St. Joseph	79	2011-13
Bryan Castelot, Bunnell	78	2009-12
Luke Richmond, Ansonia	78	1993-96
Kyle Zajack, Capital Prep/AF	77	2014-17
Stephen Barmore, Southington	76	2010-13
Ryan Osiecki, Seymour	75	2003-06
Matthew Milano, New Canaan	75	2009-11
Phoenix Billings, Hand	74	2016-19
Tom Bennewitz, Weston	73	2001-03
Rohan Ifill, Sacred Heart	72	2007-10
Gavin Muir, Greenwich	71	2016-18
Jaylen Kelley, Seymour	70	2014-16
Chris Breuler, Wilbur Cross-NH	70	1988-91
Jake Kasuba, Foran	70	2013-15
Matt Hersch, Masuk	69	2016-17
Tanner Kingsley, Woodland	68	2011-12
Matt Coyne, Bristol Central	66	2005-07
Chris Sloat, Bunnell	66	2007-08
Jason Manson, Bloomfield	65	1998-01
Timothy Graham, Darien	65	2013-15
Mark Allen, Seymour	64	1966-69
Vincent Gambino, Wolcott High	64	2011-14
Jeff Coppola, Ansonia	63	1982-85
Steve Smith, Bunnell	63	2004-06
Jordan Reed, New London	62	2005-08
David Summers, St. Joseph	62	2016-17
Derek Tomlinson, Coventry/WT	61	2003-05
Michael Croce, Holy Cross	60	2003-06
Keenen Orie, Bloomfield	59	2005-07
Rico Brogna, Watertown	59	1985-87
Michael Kreiger, Derby	59	2012-14

Most Passing Touchdowns in a Season

Player, School	TDs	Years
Michael Collins, New Canaan	54	2015
Tanner Kingsley, Woodland	51	2012
David Summers, St. Joseph	49	2017
Jasen Rose, Southington	47	2014
Andrew Nye, Morgan	46	2021
Tanner Kingsley, Woodland	45	2013
Brandon Basil, North Branford	44	2012
Anthony Morales, Cromwell	43	2011
Jason Bradley, Naugatuck	43	2014
Matthew Milano, New Canaan	42	2010
Stephen Barmore, Southington	42	2013
Daron Bryden, Bloomfield	42	2019
Timothy Graham, Darien	41	2015
Jordan Vazzano, St. Joseph	41	2013
Casey Cochran, Masuk	40	2010
David Gondek, Crosby	39	2008
Jasen Rose, Southington	39	2015
Greg Gatto, Ridgefield	39	2017
David Summers, St. Joseph	39	2018
Logan Marchi, St. Paul	38	2012
Jason Bradley, Naugatuck	38	2013
Logan Marchi, St. Paul	38	2013
Joe DellaVecchia, St. Joseph	37	2010
Casey Cochran, Masuk	37	2011
Daron Bryden, Bloomfield	37	2018
Dan Bruetsch, Southington	36	2000
Brian Kaczynski, St. Paul/GT/LM	36	2008
Matt Hersch, Masuk	36	2017
Jack Wallace, St. Joseph	36	2019
Luke Richmond, Ansonia	35	1996
Doug Fink, Southington	35	2001
Chris Sloat, Bunnell	35	2008
Vincent Gambino, Wolcott High	35	2013
Joshua Dodd, Quinebaug Valley	35	2018
Dan Bruetsch, Southington	34	1999
Neil Johnson, New Britain	34	2001
Steve Smith, Bunnell	34	2006
Layshawn Phillips, Bloomfield	34	2015
Brian Peters, Darien	34	2016

PASSING: TOUCHDOWNS

Most Passing Touchdowns in a Game

Player, School	TDs	Year	Opponent	Date
Jason Manson, Bloomfield	9	2000	Hall-West Hartford	Oct. 21
Michael Collins, New Canaan	9	2015	Trumbull	Nov. 6
Tanner Kingsley, Woodland	8	2012	Naugatuck (Oct. 26) and Seymour (Nov. 21)	
Kurt Horton, New Canaan	7	1970	Rippowam	Nov. 14
Doug Fink, Southington	7	2001	Cheshire	Nov. 22
Neil Johnson, New Britain	7	2001	Newington	Nov. 2
Connor Butkiewicz, Southington	7	2009	Hall	Sept. 17
Bryan Castelot, Bunnell	7	2010	Immaculate	Nov. 5
Anthony Morales, Cromwell	7	2011	Hyde	Oct. 6
Logan Marchi, St. Paul	7	2012	Hamden Hall CD	Nov. 21
Grifin Michalek, East Hartford	7	2013	Conard	Sept. 28
Jason Bradley, Naugatuck	7	2014	Kennedy	Oct. 2
Jalen Brown, Stamford	7	2014	Harding	Sept. 20
Adam Wojenski, Bunnell	7	2015	Bethel	Nov. 13
Gavin Muir, Greenwich	7	2017	Westhill	Oct. 21
Greg Gatto, Ridgefield	7	2017	Fairfield Warde	Nov. 10
Colin Wilson, Fairfield Ludlowe	7	2018	Trinity Catholic	Oct. 5
Jacob Conrad, Farmington	7	2019	RHAM	Nov. 15
Andrew Nye, Morgan	7	2021	Coginchaug co-op	Oct. 23

Six TD passes in a single game

Quarterback	Year	Opponent	Date
Rudy Kuss, Danbury	1959	Norwalk	Nov. 26
Rick Horton, New Canaan	1969	Ludlowe	Nov. 1
Jeff Allen, Seymour	1970	Cheshire	Oct. 10
Luke Richmond, Ansonia	1995	Wilby	Sept. 29
Adam Ives, Derby	1999	Wilbur Cross	Sept. 18
Doug Fink, Southington	2001	Bristol Central	Nov. 9
Eian Bain, Stafford	2003	Housatonic	Oct. 31
Chris Roberts, New Britain	2004	Bloomfield	Nov. 20
Eian Bain, Stafford	2003	Windsor Locks	Nov. 27
Matt Kelleher, Southington	2005	Manchester	Oct. 21
Chris Sloat, Bunnell	2008	Joel Barlow	Nov. 14
David Gondek, Crosby	2008	Woodland	Oct. 31
Bob Baker, Masuk	2008	Immaculate	Oct. 31
Mitch O'Meara, Stamford	2008	Bridgeprt Cen.	Nov. 14
Nate Quinn, New Canaan	2008	Trumbull	Sept. 13
Turner Baty, New Canaan	2009	Wilton	Oct. 30
Johnny Mojica, SMSA/Univ	2010	Bulkeley	Nov. 23
Anthony Morales, Cromwell	2011	Coginchaug	Nov. 23
Matt Milano, New Canaan	2011	St. Joseph's	Oct. 22
Brandon Basil, No. Branford	2012	Old Sayb/WB	Oct. 12
Jake Kasuba, Foran	2012	Branford	Nov. 6
Mitch Williams, Berlin	2012	East Catholic	Sept. 15
Mike Kreiger, Derby	2012	Torrington	Oct. 19
Logan Marchi, St. Paul	2012	Torrington	Oct. 7
Nick Cascione, N. Canaan	2013	St. Joseph	Nov. 1
Tanner Kingsley, Woodland	2013	Crosby	Sept. 20
Jason Bradley, Naugatuck	2013	Kennedy	Nov. 15
Jason Bradley, Naugatuck	2013	St. Paul	Oct. 26
Logan Marchi, St. Paul	2013	Holy Cross	Nov. 16
Jasen Rose, Southington	2014	New Britain	Oct. 10
Jalen Brown, Stamford	2014	Harding	Sept. 20
Sam Dobbins, Hall	2014	Simsbury	Oct. 2
Vin Gamino, Wolcott High	2014	Derby	Nov. 14
Jason Bradley, Naugatuck	2014	Torrington	Sept. 12
Jasen Rose, Southington	2015	Manchester	Sept. 11
Jasen Rose, Southington	2015	Hftd Public	Sept. 18
Michael Collins, N. Canaan	2015	Ridgefield	Sept. 18
Michael Collins, N. Canaan	2015	Westhill	Oct. 5
Michael Collins, N. Canaan	2015	Danbury	Oct. 17
Michael Collins, N. Canaan	2015	Norwalk	Oct. 30
Corey Babineau, St. Joseph	2016	Ledyard	Sept. 17
Declan Flaherty, Conard	2016	Newington	Nov. 11
Jayden Kelley, Seymour	2016	St. Paul	Nov. 4
David Summers, St. Josep	2017	O'Brien Tech	Nov. 28
Greg Gatto, Ridgefield	2017	Stamford	Sept. 15
Josh Dodd, Quinebaug	2018	Platt Tech	Oct. 5
Bryce Karstetter, Crom/Port	2018	Morgan	Nov. 2
David Summers, St. Joseph	2018	Berlin	Dec. 8
Daron Bryden, Bloomfield	2019	Plainville	Oct. 4
Daron Bryden, Bloomfield	2019	Rocky Hill	Oct. 18
Phoenix Billings, Hand	2019	Newington	Dec. 4
Cole Brisson, Crom/Port	2021	Ansonia	Dec. 5

PASSING: ATTEMPTS

Most passes attempted, game: 69, Matt Kelleher, Southington vs. Platt, Sept. 16, 2004
Most passes attempted, season: 439, Eian Bain, Stafford, 2003
Most passes attempted, career: 1,182, Logan Marchi, St. Paul, 2010-13

Most Attempts in a Career

Player, School	Att.	Gms.	Years
Logan Marchi, St. Paul	1,182	36	2010-13
Drew Pyne, New Canaan	1,112	49	2016-19
Jake Hedberg, Newington	1,107	32	2012-14
Casey Cochran, Masuk/NLondon	986	44	2008-11
Tanner Kingsley, Woodland	942	38	2011-13
Dave George, Fermi	938		1990-92
Eian Bain, Stafford	932		2001-03
David Summers, St. Joseph/F. Warde	885	36	2016-18
Rohan Ifill, Sacred Heart	878		2007-10
Hank Papale, Southington	875	32	1995-97
Nick Van Dell, Hand	864	33	2013-15
Jake White, Foran	808		2006-08
Matthew Milano, New Canaan	807	32	2009-11
Joe DellaVecchia, St. Joseph	778		2007-10
Dan Bruetsch, Southington	771	34	1998-00
Casey Cochran, Masuk/N. London	767		2008-10
Stephen Barmore, Southington	761	39	2010-13
Jared Katchmar, Woodland Reg.	753	31	2002-04
Bryan Castelot, Bunnell	741		2009-12
Jordan Vazzano, St. Joseph	724		2011-13
Ray Kreiger, Derby/O'Brien Tech	713		2008-11
Ryan Osiecki, Seymour	695		2003-06
Cory Babineau, St. Joseph	695		2014-16
Gavin Muir, Greenwich	683		2016-18
Keenen Orie, Bloomfield	675		2005-07

Most Attempts in a Season

Player, School	Att.	Gms.	Year
Eian Bain, Stafford	439	11	2003
Matthew Milano, New Canaan	424	13	2011
Tanner Kingsley, Woodland	398	15	2013
Silas Wyper, Darien	394	14	2013
Sean Kelly, Bacon Academy	391	11	2014
Logan Marchi, St. Paul	381	10	2012
Brandon Bisack, Fairfield Warde	380	11	2014
Rob Burns, Fermi	375	10	1988
Hank Papale, Southington	374	11	1996
Hank Papale, Southington	374	11	1997
Peter Graham, Darien	373	13	2019
Eian Bain, Stafford	372	11	2002
Jack Moore, Conard	369	10	2017
Bill Choinere, Amity	367	11	2008
Trey Dawson, Sacred Heart/Kaynor	360	10	2015
Trey Dawson, Sacred Heart/Kaynor	366	10	2016
Steve Smith, Bunnell	365	13	2006
Dan Bruetsch, Southington	364	12	1999
Colin Wilson, Fairfield Ludlowe	358	10	2018
Connor Butkiewicz, Southington	357	10	2009
Jordan Vazzano, St. Joseph	356	11	2013
Tanner Kingsley, Woodland	351	12	2012
Wade Prajer, Pomperaug	350	11	2013
Matthew Milano, New Canaan	349	13	2010
Rohan Ifill, Sacred Heart	349	11	2010

Most Attempts in a Game

Player, School	Att.	Opponent	Year	Date
Matt Kelleher, Southington	69	Platt	2004	Sept. 16
Casey Cochran, Masuk	67	Pomperaug	2009	Nov. 19
Matthew Milano, New Canaan	63	Hand	2011	Dec. 10
Gavin Lamb, Wethersfield	62	Windsor	2006	Oct. 13
Wade Prajer, Pomperaug	61	Bethel	2013	Oct. 4
Jake White, Foran-Milford	61	North Haven	2007	Nov. 2
Justin Hardison, Conard	60	Bloomfield	1998	Nov. 14
Sean Kelly, Bacon Academy	60	NFA	2014	Nov. 1
Eian Bain, Stafford	58	North Branford	2002	Nov. 8
Aaron Canterbury, Southington	58	Conard-W. Htfd.	2002	Oct. 4
Rohan Ifill, Sacred Heart	57	Valley Reg/Old Lyme	2010	Nov. 30
Eian Bain, Stafford	56	Windsor Locks	2003	Nov. 27
Dave Ryan, Amity	56	Fairfield Prep	2013	Nov. 1
Matt Kelleher, Southington	56	Xavier	2005	Dec. 3
David Summers, St. Joseph	55	New Canaan	2017	Sept. 8
Adam Wojenski, Bunnell	55	Bethel	2015	Nov. 13
Wade Prajer, Pomperaug	54	Masuk	2013	Oct. 11
Ryan Bell, Conard	54	East Hartford	2013	Sept. 28
Tony Trubia, Tolland	54	Ellington	2004	Nov. 25
Kurt Horton, New Canaan	54	Rippowam-Stamford	1970	Nov. 14

INTERCEPTIONS MADE

Most passes intercepted, game: 4 players with 5 each
Most passes intercepted, season: 17, Andrew Gellert, Newtown, 1997
Most passes intercepted, career: 25, Bob Purcell, East Haven, 1975-78
25, Anthony Wilson, Fitch-Groton, 1992-95

Most Interceptions in a Career

Player, School	Int.	Yrs.
Bob Purcell, East Haven	25	1975-78
Anthony Wilson, Fitch-Groton	25	1992-95
Joel Hartunian, Berlin	24	2001-03
David Lee, Ansonia	22	1978-81
Rick Atkinson, Valley Reg.	21	1979-82
Jody Longley, East Haven	21	1983-85
Tylon Outlaw, East Hartford	21	1989-92
Guy Carbone, So.Catholic-Htfd.	20	1977-80
Ian McIntosh, Cheshire	20	1992-95
Rob Stopkoski, Morgan-Clinton	20	1987-90
Jamie Kehlenbach, North Branford	20	1994-97
Scott Sweitzer, Hand	20	1980-83
Robert Cooper, Windsor	19	1970-73
Mark Belade, Shelton	19	1977-80
Errol Maurice, Old Saybrook	19	1994-97
Daryl Staley, Bunnell	19	2001-03
Tommy Fahey, ATI co-op	19	2017-19
George Budzinak, Derby	18	1963-65
Jeff Andrews, North Branford	18	1972-75
Jeff Hooper, Staples	18	1985-87
Joe Martin, Derby	18	1988-90
Willie Harriott, Hyde-New Haven	18	2001-04
Matt Roncaioli, Southington	18	2006-08

Most Interceptions in a Season

Player, School	Int.	Year
Andrew Gellert, Newtown	17	1997
Joel Hartunian, Berlin	14	2002
Chris Dunne, Law-Milford	13	1971
Andre Virgen, Hall-West Hartford	13	2006
George Budzinak, Derby	12	1963
Brad Moore, Old Saybrook	12	1972
Guy Carbone, South Catholic-Htfd.	12	1980
David Lee, Ansonia	12	1980
John Fruin, Naugatuck	12	1990
James Devore, Trumbull	12	2005
Garrett Burdick, Valley Regional/OL	12	2016
John Verderame, West Haven	11	1975
Mark Belade, Shelton	11	1979
Jay Baines, Stamford Catholic	11	1985
Peter Dante, Conard	11	1986
Brian Merritt, Darien	11	1992
John Manning, Windsor	11	2003
Dan Bird, Trumbull	11	2005

Most Interceptions in a Game

Player, School	Int.	Yr.	Opponent	Date
Steve Tomasiewicz, Weston	5	1969	Housatonic	Oct. 18
Phil Stankiewicz, East Haven	5	1992	Amity	Nov. 7
Ray Barnes, Bullard-Havens	5	2001	Brookfield	Oct. 5
Dwight Brown, New Britain	5	2006	Weaver	Nov. 18

Player, School	Int.	Year	Opponent	Date
Sam Nakaso, Hillhouse*	4	1944	New Britain	Nov. 11
Sam Nakaso, Hillhouse*	4	1944	West Haven	Nov. 23
Joe Gladke, Southington	4	1959	Sprngfld Class	Oct.24
Keith Keeton, Joel Barlow	4	1965	Somers, N.Y.	Oct. 16
John Gregorczyk, N. Britain	4	1966	Hartford Pub	Nov. 12
Ed Ritter, New London	4	1968	NFA	Nov. 16
Dave Kozlowski, Montville	4	1974	East Lyme	Oct. 12
Rich Eldh, Staples	4	1975		
Jeb Backus, Staples	4	1980		
Bob Betlow, Platt-Meriden	4	1980	Plainville	Nov. 15
Greg Pettinella, Derby	4	1987	Shelton	
Adam Bryan, Fairfield High	4	1993	Norwalk	Oct. 30

Player	Int.	Year	Opponent	Date
Craig Prasaukas, Watertown	4	1995	Sacred Heart	Sept. 16
Todd Pagano, Plainville	4	1999	Berlin	Nov. 6
Mark Bohanner, ND-Fairfield	4	2000		
Ryan Squillante, Weston	4	2001	Jonathan Law	Oct. 6
Andre Virgen, Hall	4	2006	Hartford Pub	Sept. 30
Manny Cambra, Bethel	4	2006	New Fairfield	Nov. 11
Jeremy Moore, Hillhouse	4	2008	Hoboken, NJ	Sept. 13
Tyler Plourd, Canton	4	2008	Stafford/EW	Oct. 21
Tyler Jacobs, Staples	4	2010	Fair. Ludlowe	Oct. 30
Devin O'Reilly, Glastonbury	4	2011	New Britain	Sept. 17
Troy Gray, New London	4	2014	Capital/AF	Sept. 19

***back-to-back games**

INTERCEPTIONS RETURNED FOR A TOUCHDOWN

Most passes intercepted for a TD, game: 2, several players
Most passes intercepted for a TD, season: 4, Phil Brisson, Torrington, 2011 and Jamal Johnson, New London, 1987
Most passes intercepted for a TD, career: 5, B. Valentine, Rippowam; Phil Pope, Simsbury; Ben Mason, Newtown

Most Int. Returns for TDs, Career

Player, School	Int.	Year
Bobby Valentine, Rippowam-Stamford	5	1965-67
Phil Pope, Simsbury	5	1966-68
Ben Mason, Newtown	5	2015-16
Jamal Johnson, New London	4	1987
Phil Bresson, Torrington	4	2010-12
Ian Butler, Hand	4	2016-18
Marcus Aiken, St. Paul/GT/LM	3	2008
Will Tye, Xavier	3	2008
Jim Arline, Wilby	3	1972
Tom McGowan, Hall	3	1975
Andrew Gellert, Newtown	3	1997
Mike Reynolds, Newtown	3	1996
Willie Harriott, Hyde-New Haven	3	2001-04
Lance Lonergan, Staples	3	2012
Anthony Lugo, Conard	3	2011
Jake Madnick, Glastonbury	3	2013-15
Ky'Juon Butler, Bloomfield	3	2015-18
Sam Wilson, Darien	3	2017-19
Nick Green, Darien	3	2016
Jelani Lucas, New London	3	2014

Most Int. Returns for TDs, Season

Player, School	Int.	Year
Jamal Johnson, New London	4	1987
Phil Bresson, Torrington	4	2011
Bobby Valentine, Rippowam-Stamford	3	1965
Phil Pope, Simsbury	3	1968
Jim Arline, Wilby	3	1972
Tom McGowan, Hall	3	1975
Andrew Gellert, Newtown	3	1997
Mike Reynolds, Newtown	3	1996
Willie Harriott, Hyde-New Haven	3	2002
Marcus Aiken, St. Paul/GT/LM	3	2008
Will Tye, Xavier	3	2008
Lance Lonergan, Staples	3	2012
Jelani Lucas, New London	3	2014
Ben Mason, Newtown	3	2015
Anthony Lugo, Conard	3	2015
Bryan Garcia-Medina, Kennedy	3	2015
Nick Green, Darien	3	2016
Ian Butler, Hand	3	2018
Sam Wilson, Darien	3	2019

Most Int. Returns for TDs, Game

Two Interceptions

Player, School	Opponent	Date
Bill Seres, Roger Ludlowe	Bassick	Nov. 25, 1965
Jim Arline, Wilby	Kennedy	Oct. 28, 1972
Tim Smith, Danbury	Ridgefield	1989
Summers, Bassick	Bullrd Havens	Sept. 23, 1989
Phil Stankiewicz, E. Haven	Amity	Nov. 7, 1992
Bob Stumpf, Gilbert	Housatonic	Nov. 26, 1995
Mike Reynolds, Newtown	Weston	Oct. 26, 1996
Doug Rispe, Immaculate	Bullrd Havens	Oct. 18, 1997
Tom Scalon, Amity	Cheshire	Sept. 17, 2009
Jim Farrell, Seymour	Crosby	Oct. 30, 2009
Jake Santora, Staples	Norwalk	Sept. 26, 2009
Vince Carter, Trinity Cath.	Wilton	Nov. 26, 2009
Jordan Chapman, Southngtn	So. Windsor	Sept. 15. 2010
Kiante Macon, SMSA/Univ	Windsor Locks	Nov. 5, 2011
Mike D'Agnone, Naugy	St. Paul	Sept. 29, 2012
Corey McKisson, Plainville	Weaver	Sept. 20, 2014
Bryan Garcia-Medina, Kennedy	SH/Kaynor	Oct. 31, 2015
Elrick George, Farmington	Htfd. Public	Oct. 19, 2018
Thopil Uzanski, Cheney Tech	MCW United	Sept. 21, 2019
Jordan Davis, Sheehan	Branford	Oct. 6, 2019

Mike Orazzi, Bristol Press

FUMBLE RECOVERIES

Most fumbles recovered, game: 5, Nick Cavallo, Plainville vs. Avon, 1998
Most fumbles recovered, season: 14, Damont Kimble, Bloomfield, 1995
Most fumbles recovered, career: 34, Damont Kimble, Bloomfield, 1992-95.

Most Fumble Recoveries in a Career

Player, school	Recov.	Years
Damont Kimble, Bloomfield	34	1992-95
Tony Basilica, New London	28	1970-73
Mike Stukhis, Watertown	19	1970-73
Travis Senokosoff, Griswold	17	1994-97
Vincent Camera, East Haven	17	1993-96
Paul Kotsopoulos, Law-Milford	16	1972-75
Joe Lynch, New Britain	15	1978-81
Martin Imre, Plainfield	15	1994-97
Thomas Hunter, Stratford	13	1994-97
Nick Cavallo, Plainville	12	1997-98

Most Fumble Recoveries in a Season

Player, school	Recov.	Year
Damont Kimble, Bloomfield	14	1995
Tony Basilica, New London	12	1973
Paul Kotsopoulos, Law-Milford	9	1975
Nick Cavallo, Plainville	9	1998
Joe Lynch, New Britain	8	1981
Vincent Camera, East Haven	8	1996
Dave Mastriano, Foran-Milford	8	1997
Martin Imre, Plainfield	8	1997
Mike Stukshis, Watertown	7	1972
Mike Stukshis, Watertown	7	1973
Bill Mezei, Sheehan-Wallingford	7	1975
Mickey Camerato, St. Joseph	7	1976
Stan Kuscinskas, Lewis-Southington	7	1949
Pete Andruszkiewicz, NW Catholic	7	2005
Greg Holmes, Danbury	6	1976
Kimball Bradley, Darien	6	1982
Mike Dube, Southington	6	1982
Rich DeLoughery, Sheehan	6	1989
Reinaldo Soto, Bristol Eastern	6	1996
Josh Jennings, New Britain	6	2003
Matt Thomson, Southington	6	2013
Sean Scanlon, Southington	6	2016

Most Fumble Recoveries in a Game

Player, School	Recov.	Year	Opponent	Date
Nick Cavallo, Plainville	5	1998	Avon	Nov. 9
Steve Montemurro, Platt-Meriden	4	1973	Hall-West Hartford	Nov. 3
Damont Kimble, Bloomfield	4	1994	Enfield	Sept. 17
Walt Girard, Farmington	3	1948	Killingly	Oct. 2
Mike D'Eugenio, West Haven	3	1968	Hillhouse-N.H.	Nov. 28
Mike Stukshis, Watertown	3	1973	Crosby-Waterbury	Nov. 10
Mike Foryan, Farmington	3	1974	Avon	Nov. 10
Gary Brewster, St. Joseph-Trumbull	3	1976	Bridgeport Central	
Rick Chubet, Southington	3	1977	Northwest Catholic	Sept. 17
Chris Crowell, Southington	3	1978	Maloney	Nov. 4
Joe Lynch, New Britain	3	1981	Bulkeley-Hartford	Nov. 21
Ken Biggs, Sheehan-Wallingford	3	1992	Lyman Hall- Wallingford	Nov. 26
Reinaldo Soto, Bristol Eastern	3	1996	Bulkeley-Hartford	Nov. 16
Desmond Lymon, West Haven	3	2003	New Britain	Dec. 10
Pete Andruszkiewicz, NW Catholic	3	2005	Enfield	Oct. 1
Adonis Bligen, Platt Tech-Milford	3	2012	Whitney Tech	Oct. 5
Jared Nelson, Glastonbury	3	2014	Conard	Oct. 30

FUMBLE RECOVERIES RETURNED FOR A TOUCHDOWN

Most fumbles returned for a TD, game: 2, Jahvon Olmstead, Capital Prep/AF vs. Windham, 2019
Most fumbles returned for a TD, season: 3, Jahvon Olmstead, Capital Prep/AF; Jordan O'Brien, ATI
Most fumbles returned for a TD, career: 4. Jordan O'Brien, ATI, 2014-17

Most Fumble Recoveries for a TD, Career

Player, school	Recov.	Years
Jordan O'Brien, ATI	4	2014-17
Jahvon Olmstead, Capital Prep/AF	3	2019
Jason Pinnock, Windsor	3	2015-16
Vance Upham, Southington	3	2014-16
Alex Stillman, Joel Barlow	3	2015-17
Damont Kimble, Bloomfield	3	1992-95
Teddy Williams, Cromwell/Portland	3	2018-21

Fumble Recoveries For a TD in Game

Player, school	TD	Opp.	Year
Jahvon Olmstead, Captail Prep/AF	2	Windham	2019

Most Fumble Recoveries For a TD, Season

Player, school	Recov.	Year
Jahvon Olmstead, Capital Prep/AF	3	2019
Jordan O'Brien, ATI	3	2016
Damont Kimble, Bloomfield	3	1995
Teddy Williams, Cromwell/Portland	2	2021
Nick Henderson, Brookfield	2	2018
Tyler Ekstrom, Sheehan	2	2018
Jahyde Marcus, New London	2	2017
Ryan Coady, Hand	2	2017
Jason Pinnock, Windsor	2	2016
Anthony Pearl, New Fairfield	2	2016
Shawn Ogarro, Hillhouse	2	2016
Malcolm Martin, Ansonia	2	2016
Santino Durante, Shelton	2	2016
Daniel Lebron, Capital/AF	2	2016
Hudson Hamill, Darien	2	2015
Vance Upham, Southington	2	2015
Alex Stillman, Joel Barlow	2	2015
Austin Calamita, North Branford	2	2014
Shelby Franklin, North Branford	2	2014
Pierre Moudourou, Danbury	2	2014
Tullis, Bloomfield	2	1995

TACKLES

Most total tackles, game: 32, Don McKeehan, Sheehan-Wallingford, vs. East Haven, Sept. 18, 1976
32, Chris Ruhnke, McMahon-Norwalk, vs. Greenwich, Greenwich, Oct. 12, 2001
Most total tackles, season: 212, Greg Balicki, Farmington, 1996
Most total tackles, career: 683, Justin Cheverier, Valley Regional/Old Lyme, 2011-14

Most Tackles in a Career

Player, School	Tackles	Years
Justin Cheverier, Valley Reg./OL	683	2011-14
Pete Salvatore, Greenwich	520	2001-03
Rich Vitale, Maloney-Meriden	515	1979-82
Don McKeehan, Sheehan-Walling.	485	1973-76
Greg Wolyniec, Rockville	450	1993-96
Matt Walsh, Hand	438	2010-12
Nick Mancini, North Branford	433	2016-19
Jeff Swall, Darien	414	1984-87
Ian Whittingham, Bloomfield	405	1993-96
Jeremy Rice, Old Saybrook	400	1994-97
Tyler Matakevich, St. Joseph	400	2007-10
Mike Milano, New Canaan	392	2005-08
Mike Osiecki, Seymour	389	2006-08
Jacob Sagherian, Newington	386	2001-04
Tony Basilica, New London	383	1971-73
Brad Helmkamp, Simsbury	382	2011-13
Matt Wilchinski, Glastonbury	375	1994-97
Jared Nelson, Platt High	369	2011-13
Thomas Hunter, Stratford	368	1994-97
Nick Barbagallo, Plainville	365	2004-06
Harvey Stanley, Sheehan	364	1981-84
Isaiah Thomasson, Maloney	358	2009-11
Scott Dargan, Platt High	357	2011-13
Michael Root, New Canaan	348	2011-13
Chris Ruhnke, McMahon-Norwalk	345	1999-01
Steve Ziogas, Bristol Central	341	2002-04

Most Tackles in a Season

Player, School	Tack.	Gm.	Avg.	Year
Greg Balicki, Farmington	212	11	19.3	1996
Jeff Swall, Darien	210	12	17.5	1987
Don McKeehan, Sheehan	207	10	20.7	1975
Justin Cheverier, Valley/OL	204	13	15.7	2014
Don McKeehan, Sheehan	200	10	20.0	1976
Malachi Randolph, Hartford Pub	202	10	20.2	2019
Greg Wolyniec, Rockville	190	11	17.3	1996
David Reed, New Canaan	187	13	14.3	2006
Matt Walsh, Hand	182	13	14.0	2012
Tom Ford, New Fairfield	180	10	18.0	2006
John Verderame, West Haven	180	10	18.0	1975
Rich Vitale, Maloney-Meriden	180	10	18.0	1982
Shane McGowan, Elling/Som	179	10	17.9	2014
Jeff Swall, Darien	179	11	16.3	1986
Jeremy Rice, Old Saybrook	178	11	16.2	1997
Mike Milano, New Canaan	178	11	16.1	2006
Michael Root, New Canaan	176	15	11.7	2013
Mark Okrent, Darien	175	13	13.5	1996
Bill Manion, Shelton	175	13	13.5	2003
Justin Cheverier, Valley/OL	175	12	14.5	2011
David Mikos, North Haven	175	13	13.5	2015
Tony Basilicia, New London	173	10	17.3	1973
Jason Nelson, Platt	172	12	14.3	2013
Matt Walsh, Hand	170	13	13.0	2011
Cole Harris, New Canaan	170	15	11.3	2013
Blake Ireland, Crosby	170	10	17.0	2015

Most Tackles in a Game

Player, School	Tackles	Year	Opponent	Date
Malachi Randolph, Hartford Public	40	2019	Guilford	Sept. 20
Don McKeehan, Sheehan-Wallingford	32	1976	East Haven	Sept. 18
Chris Ruhnke, McMahon-Norwalk	32	2001	Greenwich	Oct. 12
Don McKeehan, Sheehan-Wallingford	31	1975	Cheshire	Nov. 1
Blair Smart, Stamford	30	2004	New Canaan	Nov. 4
Don McKeehan, Sheehan-Wallingford	28	1976	Derby	Oct. 2
Matt Ruhnke, McMahon	28	2003	Norwalk	Nov. 27
Tom Ford, New Fairfield	28	2006	Pomperaug	Sept. 15
Don McKeehan, Sheehan-Wallingford	27	1976	Lyman Hall	Nov. 25
Eric Rapacky, Plainville	27	1994	Avon	Nov. 5
Mitchell Welch, Southington	27	2004	New Britain	Nov. 13
Malachi Randolph, Hartford Public	27	2019	Bristol Eastern	Oct. 5
Harvey Stanley, Sheehan-Wallingford	26	1983	East Haven	Oct. 1
Tom Ford, New Fairfield	26	2006	Masuk	Oct. 20
Michael Root, New Canaan	26	2012	Windsor	Dec. 2
Justin Cheverier, Valley Regional/Old Lyme	26	2014	Avon	Nov. 18
Connor Connolly, Platt Tech-Milford	26	2019	O'Brien Tech	Nov. 27

SACKS

Most sacks, game: 8.0, Moci Bica, Greenwich vs. Ridgefield, Nov. 2, 2018
Most sacks, season: 28, Tony Basilica, New London, 1973
Most sacks, career: 66½, Mark Evanchick, Darien, 66.5, 2012-15

Most Sacks in a Career

Player, School	Sacks	Years
Mark Evanchick, Darien	66½	2012-15
Dwight Freeney, Bloomfield	60	1994-97
Josh Jennings, New Britain	58	2001-03
Todd Romagna, Seymour	45	1983-86
Jared Nelson, Glastonbury	43½	2014-16
Desse Chesson, Hamden	42½	1995-98
K.C. Sirowich, Seymour	41	1984-87
Prince Boyd Jr., Hillhouse	39½	2015-17
Jalen Gopie, Waterbury Career Acad	37½	2017-19
Dave Papenfuss, Wilton	37	1973-76
Michael Lockavitch, Shelton	36½	2017-19
Mark Riemer, New Britain	35	1972-74
Michael Debboli, Plainville	35	1973-75
Peter Gerson, Hand	34	2010-12
Patrick Rowley, Ansonia	33	2001-03
Zach Allen, New Canaan	33	2012-14
Mozi Bici, Greenwich	31	2017-18
Isiah Lovell, E.O. Smith	31	2017-19
Kane Anderson, Manchester	28	1994-97
Zack Maxwell, Southington	28	2010-13
Chris Perusse, St. Paul	27	1993-96
Marcus Campbell, Bloomfield	27	2003-06
Darrell Shabazz,Bloomfld/Manchester	26	1995-98
Rondell Bothroyd, E.O. Smith	25½	2015-17
Aaron Hernandez, Bristol Central	25	2004-06
Jared Drozd, Seymour	25	2006-09

Most Sacks in a Season

Player, School	No.	Gm	Avg.	Year
Tony Basilica, New London	28	10	2.8	1973
Josh Jennings, New Britain	27	12	2.2	2003
Dwight Freeney, Bloomfield	26	12	2.2	1997
Mark Evanchick, Darien	25	13	1.9	2014
Mark Evanchick, Darien	23½	12	1.9	2015
Alvan Umba, Bullard Havens	23	10	2.3	2007
Patrick Rowley, Ansonia	22	13	1.6	2003
Kahari Scarlett, Bloomfield	21½	13	1.6	2015
Michael Debboli, Plainville	21	9	2.3	1975
MIchael Lockavitch, Shelton	21	10	2.1	2019
Marcus Campbell, Bloomfield	20	12	1.6	2006
Josh Jennings, New Britain	19	10	1.9	2002
Ocordo Skeen, Wilby	19	10	1.9	2009
Jared Nelson, Glastonbury	19	10	1.9	2015
Joey Fitzgerald, Canton	18½	10	1.85	2018
Dion Shabazz, Bloomfield	18	12	1.5	1997
Jacob Drzod, Seymour	18	13	1.4	2008
Michael Sullivan, Cromwell	18	11	1.6	2011
Connor Lunz, Valley Reg./OL	18	10	1.8	2021
Prince Boyd Jr., Hillhouse	17½	9	1.9	2017
Jonathan Mumby, Bloomfield	17½	13	1.3	2013

Most Sacks in a Game

Player, School	Sacks	Year	Opponent	Date
Mozi Bici, Greenwich	8	2018	Ridgefield	Nov. 2
Zaire Ragin, Westhill	6½	2017	Trumbull	Nov. 4
Prince Boyd Jr., Hillhouse	6½	2017	New Milford	Sept. 15
Michael Debboli, Plainville	6	1975	Bristol Eastern	Oct. 4
Derrick Comeaux, Weaver	6	2004	Bulkeley	Oct. 9
Ernest Wiggins, Bridgeport Central	6	2009	Warren Harding	Nov. 24
Rondell Bothroyd, E.O. Smith	6	2017	Wethersfield	Sept. 15
Mark Evanchick, Darien	5½	2015	Greenwich	Sept. 26
Michael Lockavitch, Shelton	5½	2019	East Hartford	Sept. 20

Five sacks

Player	Year	Opponent	Date
Nick Agramonte, Conard	1980	Wethersfield	Oct. 27
Pat Farrell, Manchester	1983	Windham	Sept. 16
Joe DiCicco, Newington	1991		
Davion Dixon, Weaver	1999	Darien	Dec. 4
Desmond Lymon, West Haven	2003	ND-WHaven	Oct. 31
Patrick Rowley, Ansonia	2003	Holy Cross	Oct. 24
Dan Mulrooney, Holy Cross	2004	Seymour	Oct. 28
Andrew Kennedy, Staples	2006	Bunnell	Dec. 2
Trevardo Williams, Brid. Central	2006	Norwalk	Sept. 30
Lester Efiayani, Manchester	2009	Rockville	Oct. 10
Cole Ormsby, Windsor	2011	Htfd Public	Oct. 7
Aaron Echevarria, Naugatuck	2010	Ansonia	Nov. 25
Brendan Holtsclaw, Westhill	2016	Fair. Ludlowe	Oct. 15
Jonathan Kopek, Stafford/EW/Somers		Granby	Oct. 6, 2017
Christian Bier, Westhill	2017	Trumbull	Nov. 4
Chris Carraten, New Canaan	2019	Staples	Oct. 25

KICKOFF RETURNS

Most TDs on kickoff returns, game: 2, by several players
Most TDs on kickoff returns, season: 5, by three players
Most TDs on kickoff returns, career: 7, Jay Drexel, Griswold, 1993-95

Most Kickoff Return TDs in a Career

Player, School	TDs	Years
Jay Drexel, Griswold	7	1993-95
Tebucky Jones, New Britain	6	1989-92
David Sanchez, Enfield	6	1999-01
Nico Ragaini, Notre Dame-WH	6	2015-16
Darius Smith, Abbott Tech/Immaculate	6	2014-15
Charlie Carpentieri, Watertown	5	1973-74
Will Collins, Hyde-New Haven	5	1999-00
Rahshon Spikes, Maloney-Meriden	5	1992-95
Tyler Hames, Foran-Milford	5	2007-08
Jake Madnick, Glastonbury	5	2014-15
Tysheen McCrea, Danbury	5	2014-15
Tyreek Smith, Bunnell	5	2017-19
Nick Giaquinto, Stratford	4	1969-72
Brent Majors, Simsbury	4	1983-84
Julian Cartie, New Britain	4	2000-02
Jeff Jones, Woodland Reg.	4	2002-04
Karim St. Luce, Maloney	4	2009-11
Jordan LaRue, Derby	4	2012-13
Jevin Frett, Manchester	4	2015-17
Eijah Robinson, Naugatuck	4	2017-18

Most Kickoff Return TDs in a Season

Player, School	TDs	Years
Jay Drexel, Griswold	5	1994
Darius Smith, Abbott Tech/Immaculate	5	2014
Tysheen McCrea, Danbury	5	2014
Nick Giaquinto, Stratford	4	1972
David Sanchez, Enfield	4	1999
Will Collins, Hyde	4	2000
Julian Cartie, New Britain	4	2002
Jordan LaRue, Derby	4	2013
Jake Madnick, Glastonbury	4	2015
Elijah Robinson, Naugatuck	4	2018

Three touchdowns

Charlie Carpentieri, Watertown (1973); Steve Mrowka, Cheshire (1982); Brent Majors, Simsbury (1984); Fran Hendricks, Ansonia (1988); Tebucky Jones, New Britain (1991); Rahshon Spikes, Maloney (1994); Jeff Norko, Shelton (2003); Glen Smogie, Shelton (2002); Nathan Pagan, Newington (2007); Tyler Hames, Foran (2007); Karim St. Luce, Maloney (2011); Reid Morin, St. Paul (2013); Xavier Bass, Harding (2015), Jhavion Haddack, Hyde/Whitney/Career (2015); Willington Silva, Ellington (2015); Jevin Free, Manchester (2017); Nick Pronovost, Coventry co-op (2015); Xavier Copening, Enfield (2017); Tamar Coverson-Epps, Seymour (2017); Tyreek Smith, Bunnell (2017)

Most Kickoff Return TDs in a Game

Player, School	TDs	Year	Opponent	Date
Raymond 'Ducky' Pond, Torrington	2	1917	Simsbury	Nov. 16
Joe Williams, East Haven	2	1971	Lyman Hall	Oct. 30
Bob Orchano, Derby	2	1981	Ansonia	Oct. 24
Steve Mrowka, Cheshire	2	1982	Southington	Oct. 16
Brand Fowler, Weston	2	1986	Masuk-Monroe	Sept. 27
Melvin Gray, East Catholic	2	1994	Manchester	Nov. 23
Jay Drexel, Griswold	2	1994	Tolland (Oct. 1) and Old Saybrook (Nov. 12)	
Kevin Ranger, Shelton	2	1994	Hand	Sept. 30
Julian Cartie, New Britain	2	2002	Maloney	Oct. 11
Chris Jaunai, Spts Medicine Sci. Acd	2	2006	Fermi	Nov. 6
Will Volage, Woodland Regional	2	2007	Ansonia	Sept. 27
Shane Leupold, Newington	2	2007	Platt High	Oct. 26
Tyler Hames, Foran	2	2008	North Haven	Nov. 2
Vito Farnarelli, Bacon Academy	2	2008	Windham High	Nov. 16
Nick D'Onofrio, Oxford	2	2010	New Fairfield	Sept. 25
Jha'kur West, Middletown	2	2011	Wethersfield	Oct. 7
Jordan Larue, Derby	2	2013	Watertown	Nov. 9
Gerry Ouellette, Bristol Eastern	2	2014	Hartford Public	Sept. 19
Connor Martin, Farmington	2	2014	RHAM	Sept. 20
Darius Smith, Abbott Tech/Immaculate	2	2014	Quinebaug Valley (Nov. 14) and Wolcott Tech (Nov. 27)	
Gabe Eriksen, Morgan	2	2015	Granby	Oct. 30
Joel Stewart, Enfield	2	2018	East Hartford	Oct. 19
Elijah Robinson, Naugatuck	2	2018	St. Paul	Sept. 21

PUNTING

Highest average, single season: 51.2, Mike McNally, Cromwell, 2013
Most punts in a season: 58, Ryan Belote, Maloney, 2008
Most punts downed inside the 20 yard line: 31, Gaguawan Henderson, Wright Tech/Stamford Academy, 2008

Highest Average, Season

Player, School	Avg.	Punts	Yds.	Year
Mike McNally, Cromwell	51.2	37	1895	2013
Jon Testani, Masuk	48.8	15	733	2010
Ardian Sahinovic, N. Fairfield	48.0	34	1632	2011
Jason Mawicke, Staples	47.7	30	1424	2010
Adrian Sahinovic, N. Fairfield	46.9	33	1548	2010
Jon Hall, Staples	46.0	35	1611	2011
Greg Laugeni, Amity	45.8			1981
Jason Baisley, Weston	45.4	31	1406	2017
Noah Cruz, Xavier	44.2	16	708	2013
Austin Meeker, Middletown	44.1	22	970	2014
Jim Post, Watertown	44.1			1984
Phoenix Parker, Weston	43.9	29	1273	2019
Rob Thompson, Shelton	43.5			2003
Rory Kennedy, New Milford	42.61	18	767	2009
Andrew DeRito, Ridgefield	42.42	26	1103	2005
Oliver Ostrowski, Greenwich	42.4	28	1189	2010
Eric Sanchez,Platt Tech	42.3	37	1565	2013
Zach Bowler, No. Branford	42.14	22	927	2006
Kevin Robinson, Shelton	42.1	27	1136	2015
Joe Palmer, Guilford	42.1	18	758	2019
Josh Budwitz, Platt High	42.0	32	1344	2008
Tyshawn Shields, Platt HS	41.9	21	881	2010
Sam Dobbins, Hall	41.8	19	795	2014
Josh Budwitz, Platt High	41.83	35	1464	2009

Most Punts, Season

Player, School	Punts	Yds	Avg.	Year
Brian Overbeck, New Canaan	65			1986
Ryan Belote, Maloney	58	1546	26.66	2008
Ryan Bohne, Lyman Hall	57	1736	30.46	2012
Brendan Taylor, St. Joseph	56			2003
Carmine Baldino, Hamden	54	1930	35.74	2007
Sean Anderson, Fair Ludlowe	51	1399	27.43	2006
Gabe Pompette, Brookfield	50	1764	35.3	2014
Colin Lowe, Ridgefield	49	1653	33.7	2014
R.J. Romeo, Wilton	49	1788	36.5	2015
Dylan Hallet, Lewis Mills	49	1372	28.0	2018
Brett Oros, Lyman Hall	48	1636	34.07	2008
Kurt Monahan, Ridgefield	48	1587	33.1	2018
Yianni Kousofavas, Bacon Ac	48	1459	30.4	2018
Connor Brownell, Xavier	47	1516	32.26	2008
Jim Baldzano, Branford	47	1808	38.47	2005

Highest Average, Career

Player, School	Avg.	Punts	Yds.	Years
Jim Post, Watertown	42.3			1982-84
Joe Palmer, Guilford	42.1	18	758	2019
Josh Budwitz, Platt High	41.9	67	2808	2008-09
Greg Laugeni, Amity	41.5			1979-81
Mitch Console, S. Windsr	41.4	59	2447	2007-08

Longest Punt

Player, School	Yds	Opponent	Date
Tim Chalmers, Hand	93	Cheshire	Nov. 2, 2001
Carmine Baldino, Hamden	79	West Haven	Oct. 12, 2007
Matthew Piechota, ND-Fairfield	79	Wilton	Oct. 1, 2021
Adrian Sahinovic, N. Fairfield	78	Bunnell	Oct. 8, 2010
Mike McNally, Cromwell	77	Gilbert/NWR	Sept. 12, 2013
Mitch Console, So. Windsor	76	Bristol Central	Oct. 11, 2008
Ryan Molinari, Glastonbury	76	Conard	Nov. 3, 2017
Josh Clements, New London	75	Fitch	Oct. 23, 2010
Dillon Jones, Darien	75	Danbury	Oct. 21, 2016
Matt Libby, Guilford	75	Hand	Nov. 27, 1997
Bryan Rossaro, Conard	75	South Catholic	Oct. 1, 1988
Zach Brown, Holy Cross	74	Wolcott High	Nov. 24, 2011
Chris Mierez, Rockville	73	Old Say/Wstbk	Sept. 19, 2019
Tre Childers, Shelton	73	Bloomfield	Dec 14, 2019
Jim Gugliotti, Southington	72	Plainville	Nov. 28, 1975
J.D. Simons, Weston	72	Bunnell	Oct. 6, 2011
Evan Damien, East Haven	72	Coginchaug	Nov. 3, 2018
Mike McNally, Cromwell	71	Enfield	Nov. 1, 2013
Mike McNally, Cromwell	71	Coginchaug	Nov. 28, 2013

Punts Downed inside the 20

Player, School	In 20	Punts	Year
Gaguawan Henderson, Wright Tech/ Stamford Acad	31	46	2008
Mike McNally, Cromwell	23	37	2013
Nicholas Andrade, Sheltn	19	32	2017
Chase Briley, Capital	18	16	2013
Ben Ewald, Holy Cross	17	34	2008
George Tsakairis, Bacon A	17	44	2017
Greg Wax, Immaculate	16	41	2009
Connor Brownell, Xavier	15	47	2008
Evan Faiella, Coginchaug (c)	15	43	2019
Curt Casali, N. Canaan	14	36	2006
Dan Baird, Wilton	14	45	2013
Austin Thornberg, E. Haven	14	30	2015
Evan Damion, East Haven	14	30	2017

(c) co-op program

PUNT RETURNS

Most TDs on punt returns, game: 3, Fran Hendricks, Ansonia, vs. Kennedy-Waterbury, Oct. 1, 1988
Most TDs on punt returns, season: 7, Kenny Tinney, Ansonia, 2003
Most TDs on punt returns, career: 7, Kenny Tinney, Ansonia, 2002-03

Most Punt Returns for TD in a Career

Player, School	TDs	Years
Kenny Tinney, Ansonia	7	2002-03
Andrew Jackson, New Britain	6	2002-03
C. Covington, McMahon-Norwalk	6	1993-96
Nico Ragaini, Notre Dame-WH	6	2013-16
Charlie Carpentieri, Watertown	5	1971-74
Dave McAllister, Naugatuck	5	1972-74
Fran Hendricks, Ansonia	5	1985-88
Darius Smith, Abbott Tech/Immaculate	5	2014-15
David Reed, New London/N. Britain	4	2003-05
Austin Calamita, North Branford	4	2013-14
Montrell Dobbs, Ansonia	4	2016-17
Alan Stokes, Sheehan-Wallingford	3	1978-81
Rahshon Spikes, Maloney-Meriden	3	1992-95
John Hardrick, Platt-Meriden,	3	1969-72
Sam Rice, Platt-Meriden	3	1989-92
Brad Symonds, South Windsor	3	1987-90
Reinaldo Soto, Bristol Eastern	3	1996
Adrian Clark, St. Bernard's	3	1984-85
David Small, New London	3	1982-84
Kevin Macari, New Canaan	3	2009-10
Dan Schwab, Cheshire	3	1986
Kiandre Gillespie, Manchester	3	1996
Will Collins, Hyde	3	1999-00
Ryan Glasper, Southington	3	2000-02
Fernado Sanchez, Rocky Hill	3	2008
Jevon Elmore, New London	3	2010
Isaiah Payton, Abbott Tech/Immaculate	3	2014-17

Most Punt Returns for TD in a Season

Player, School	TDs	Years
Kenny Tinney, Ansonia	7	2003
Andrew Jackson, New Britain	5	2003
Charlie Carpentieri, Watertown	4	1974
Fran Hendricks, Ansonia	4	1988
Charles Covington, McMahon	4	1996
David Reed, New London	4	2005
Austin Calamita, North Branford	4	2014
John Hardrick, Platt-Meriden	3	1971
Dave McAllister, Naugatuck	3	1974
Dan Schwab, Cheshire	3	1986
Sam Rice, Platt-Meriden	3	1992
Reinaldo Soto, Bristol Eastern	3	1996
Kiandre Gillespie, Manchester	3	1996
Will Collins, Hyde	3	2000
Ryan Glasper, Southington	3	2001
Fernado Sanchez, Rocky Hill	3	2008
Jevon Elmore, New London	3	2010
Darius Smith, Abbott Tech/Immaculate	3	2014
Nico Ragaini, Notre Dame-WH	3	2015

Most Punt Returns for TD in a Game

Player, School	TDs	Year	Opponent
Fran Hendricks, Ansonia	3	1988	Kennedy
Charley Pilkington, Fermi	2	1975	Kennedy
Mike Marelli, East Lyme	2	1985	Plainville
Charles Covington, McMahon-Norwalk	2	1996	Trinity Catholic
Will Collins, Hyde	2	2000	Stafford
Ryan Glasper, Southington	2	2001	Newington
Andrew Hornberger, Berlin	2	2007	Cheney Tech
Anthony Vorio, North Branford	2	2009	Nonnewaug
Ryan McCarthy, Glastonbury	2	2009	East Hartford
Austin Calamita, North Branford	2	2014	Hyde (Nov. 25) and Old Saybrook/WB (Oct. 23)

KICKING: FIELD GOALS

Most field goals, game: 4, by three players
Most field goals, season: 13, Zack Moore, Greenwich (13-16), 2017
Most field goals, career: 24, Michael Aresco, Middletown, 2014-17
Most consecutive games kicking field goals: 7, by Patrick Kenny, Glastonbury, Sept. 23-Nov. 4, 1989

Most Field Goals in a Career

Player, School	FGs	Years
Michael Aresco, Middletown	24	2014-17
Austin Stefano, Wethersfield	21	2014-16
Dane Borges, Brookfield	20	2013-15
Peter Swindell, New Canaan	20	2012-15
Joe Zoppi, Shelton	20	2013-16
Roberto Inesta, St. Mary-Greenwich	18	1968-71
Edmundo Arias, McMahon-Norwalk	17	2001-03
Zach Moore, Greenwich	17	2016-17
Bob Warden, New Canaan	16	1988-90
Dave Whalen, Morgan	16	1999-81
Rob Dornfried, NW Catholic/Berlin	16	2003-06
Ed Groth, Shelton	16	2010-12
Grant Morse, New Canaan	16	2015-17
Ben Van der merwe, Staples	15	2015-17
Ethan Bronson, Cheshire	15	2015-17
David Regan, Conard	15	2016-18
Patrick Kenny, Glastonbury	13	1986-89
Vin Giarratana, Wethersfield	13	1993-96
Aaron Pumerantz, Simsbury	13	1994-97
Brian Frederick, Platt-Meriden	13	1994-97
Chase Briley, Capital Prep/Classical	13	2010-13
Lyle Luth, Amity	13	2011-13
Finn Cahill, Conard	13	2015-16

Most Field Goals in a Season

Player, School	FG	Year
Zach Moore, Greenwich	13	2017
Santiago Cuartas, Staples	12	2009
Peter Swindell, New Canaan	12	2013
Paul Tricarico, Staples	12	2014
Ben Van der merwe, Staples	12	2017
Christian Garcia, Norwalk	11	2007
David Regan, Conard	11	2017
Ty Groff, New Canaan	11	2021
Lance Hjelte, Ridgefield	10	1987
Andrew Verre, Xavier	10	2014
Dane Borges, Brookfield	10	2015
Michael Aresco, Middletown	10	2016
Austin Stefano, Wethersfield	10	2016
Joe Zoppi, Shelton	10	2016
Bob Granfors, Barlow-Redding	9	1976
Matt Paola, Pomperaug	9	2011
Daly Hebert, Darien	9	2013
Kyle Smick, Southington	9	2013
Grant Morse, New Canaan	9	2017

Most Field Goals in a Game

Player, School	FGs	Year	Opponent	Date
Roberto Inesta, St. Mary-Greenwich	4	1970	LaSalle, N.Y.	Sept. 26 (24, 24, 33, 26)
Michael Aresco, Middletown	4	2016	Farmington	Oct. 21 (25, 30, 42, 52)
Grant Morse, New Canaan	4	2017	Pascack Valley NJ	Oct. 28 (43, 21, 21, 33)
Ty Groff, New Canaan	4	2021	Fairfield Ludlowe	Nov. 6 (32, 25, 32, 44)

Player	FG	Year	Opponent	Date
Geoff Binney, Immaculate	3	1984	Weston	Nov. 10
David Rusk, Masuk	3	1986	Pomperaug	Oct. 31
Lance Hjelte, Ridgefield	3	1987	Staples	Oct. 2
Nick Georgeadis, S.Wndsr	3	1987	Glastonbury	Nov. 26
Todd Kroll, Glastonbury	3	1992	Windsor	Oct. 10
Dean DeNovio, Ridgefield	3	2004	Danbury	Oct. 2
Matt Schulze, Southington	3	2001	Maloney	Oct. 19
Edmundo Arias, McMahon	3	2003	Wilton	Sept. 25
Glen Somogie, Shelton	3	2002	Cheshire	Nov. 15
Dan Hood, Simsbury	3	2002	Wethersfield	Nov. 9
Dave Whalen, Morgan	3	2000	Hyde	Nov. 22
Lee Haberlin, Ridgefield	3	2006	Danbury	Nov. 23
Christian Garcia, Norwalk	3	2007	Ludlowe	Sept. 15
Alfredo Frausto, Cromwell	3	2007	OS/WB	Oct. 20
Juan Duque, New Britain	3	2008	Newington	Sept. 19
Rick Krupp, Hand	3	2008	Guilford	Nov. 26

Player	FG	Year	Opponent	Date
Connor Frizzell, Griswold	3	2008	NFA	Nov. 1
Santiago Cuartas, Staples	3	2009	Ridgefield	Oct. 3
Joseph Colletti, RHAM	3	2011	E.O. Smith	Nov. 7
Ryan Bell, Hand	3	2010	East Haven	Nov. 5
Daly Hebert, Darien	3-3	2013	Hand	Dec. 3
Peter Swindell, N. Canaan	3-3	2013	Staples	Oct. 25
Dane Borges, Brookfield	3-3	2014	Bethel	Nov. 27
Paul Tricarico, Staples	3-3	2014	Trumbull	Oct. 31
Patrick Egan, Bacon Acad	3-3	2014	East Lyme	Oct. 24
Frank Marcucio IV, Westhill	3-3	2014	Norwalk	Sept. 13
Finn Cahill, Conard	3-4	2015	E. Hartford	Sept. 25
Joe Zoppi, Shelton	3-3	2016	Derby	Nov. 24
Zach Moore, Greenwich	3-3	2017	Danbury	Nov. 19
Zach Moore, Greenwich	3-3	2017	Darien	Dec. 9
Michael Aresco, Middle.	3-3	2017	Hudson Cath	Nov. 3
Evan Johans, Southington	3-3	2017	Cheshire	Nov. 23

KICKING: SUPERLATIVES

Longest field goal: 56, Noe Ruelas, Hall vs. Simsbury, Sept, 13, 2019
Most consecutive PATs: 105, Brandon Fowler, Woodland, 2007-09

Longest Field Goal

Player, School	Yds.	Yr.	Opp.
Noe Ruelas, Hall	56	2019	Simsbury
Rico Brogna, Watertown	54	1987	Wolcott
Tyler Timion, Fermi	54	1987	Rockville
Matt Paola, Pomperaug	54	2011	ND-Fairfield
Rico Brogna, Watertown	52	1987	Naugatuck
Charles Gallagher, Htfd. Pub.	52	2006	S. Windsor
Michael Aresco, Middletown	52	2016	Farmington
Noe Ruelas, Hall	52	2018	Glastonbury
Kevin Mullaj, Avon	52	2019	Guilford
Josh Hamel, Gilbert/NWR	52	2019	Ellington
William Coleman, Weaver	51	1972	E. Hartford
Edmundo Arias, McMahon	51	2003	St. Joseph
Pedro Belinchon, E. Lyme**	51	2005	N. Canaan
Connor Frizzell, Griswold	51	2010	NFA
Noe Ruelas, Hall	51	2019	New Britain
Justin Wolf, Monroe	50	2000	ND-Fairfield
Chris O'Dea, Ridgefield	50	2010	Harding
Kent Reyes, New London	49	1970	St. Bernard
Ken Lytle, Avon	49	1991	Plainville
Pedro Belinchon, E. Lyme**	49	2005	N. Canaan
Ed Groth, Shelton	49	2012	Hand
Michael Scribner, Brookfield	49	2017	Weston
Athan Tasoulas, Waterford	48	1976	Norwich
Dennis Bien, Greenwich	48	2005	McMahon
Stan Cobelli, Ridgefield	48	2009	Stamford
Jon Testani, Masuk	48	2010	New Fairfield
Paul Tricarico, Staples	48	2014	Trumbull
Andrew Verre, Xavier	48	2014	Hand
Ethan Bronson, Cheshire	48	2015	Xavier
Ben Van der merwe, Staples	48	2017	McMahon
John McBride, Trumbull	47	2005	Westhill
Dan Fleishman, Greenwich	47	1982	Kingston, NY
David Rusk, Masuk-Monroe	47	1986	Bunnell
David Rusk, Masuk-Monroe	47	1986	Bethel
Rico Brogna, Watertown	47	1987	Crosby
Mike Morello, Middletown	47	1990	Stratford
Bob Warden, New Canaan	47	1990	Trumbull
Greg Walby, Hand-Madison	47	1997	Newtown
Jon Testani, Masuk	47	2009	Pomperaug
Daly Hebert, Darien	47	2013	Ridgefield
Mike McNally, Cromwell	47	2013	Stafford/EW
Mike McNally, Cromwell	47	2013	WL/Suff/EG
Evan Johanns, Southington	47	2018	Hall
Ricky Verre, Xavier	46	2012	Shelton
Joel Rogers, No. Branford	46	1988	Wilby
Lee Haberlin, Ridgefield	46	2007	New Canaan

Most Consecutive Games with a FG

Player, School	Games	Years
Patrick Kenny, Glastonbury	7	1989
Aaron Pumerantz, Simsbury	5	1996
Santiago Cuartas, Staples	5	2009
Matt Paola, Pomperaug	5	2011
Kyle Smick, Southington	5	2013
Lyle Luth, Amity	5	2012

Most Consecutive PATs

Player, School	PATs	Year(s)
Brandon Fowler, Woodland	105	2007-09
Adam Richmond, Ansonia	72	1998-99
Rico Brogna, Watertown	70	1986-87
Kyle Smick, Southington	65	2012-13
Zach Moore, Greenwich	54	2017
Nelson Mingachos, Immaculte	51	1986
Joe Maisto, Cheshire	51	1993-94
Peter Swindell, New Canaan	49	2015
Finn Cahill, Conard	46	2015
Andy Benicewicz, Danbury	46	1995-96
Ty Groft, New Canaan	46	2021
Mike Killoran, Conard	43	2007
Austin Jose, St. Joseph	40	2017-19
Rob Dornfried, NW Catholic	39	2005-06
Adam Richmond, Ansonia	38	1997
Peter Swindell, New Canaan	38	2013
Sabrina Fronte, North Haven	37	2015
Nicholas Radman, N. Canaan	36	2018
Collin Shapiro, New Canaan	35	2011
Ben Howarth, Greenwich	35	2018
Robert Stefanik, East Hartford	32	1987
Chris Sawch, Staples-Westport	31	1974-75
Scott Wexler, New Canaan	31	2001-02
Joshua Scaramuzzo, Maloney	31	2021

***Both FG made in the same game**

KICKING: SUPERLATIVES

Most Points Kicking in a Single Game

Player, School	Pts.	PATs	FG	Year	Opponent	Date
Michael Aresco, Middletown	16	4-4	4-4	2016	Farmington	Oct. 21
Zach Moore, Greenwich	15	6-6	3-3	2017	Danbury	Nov. 10
Grant Morse, New Canaan	15	3-3	4-4	2017	Pascack Valley (NJ)	Oct. 28
Ty Groff, New Canaan	15	3-3	4-4	2021	Fairfield Ludlowe	Nov. 6
Niall Duggan, Stamford	14	8	2	1998	Bassick-Bridgeport	Nov. 5
Ryan Bell, Hand	14	5-5	3-3	2010	East Haven	Nov. 5
Joe Zoppi, Shelton	14	5-5	3-3	2016	Derby	Nov. 24
Jose Rosso, Milford	13	7	2	1969	Bassick-Bridgeport	Oct. 4
Roberto Inesta, St. Mary's-Grwich	13	1	4	1970	LaSalle Military (L.I.)	Sept. 26
Matt Schulze, Southington	13	4-5	3	2001	Maloney	Oct. 19
Rich Krupp, Hand	13	4-4	3	2008	Guilford	Nov. 26
Lyle Luth, Amity	13	7-8	2-2	2014	Guilford	Oct. 5
Peter Swindell, New Canaan	13	4-5	3-3	2013	Staples	Oct. 25
Chase Briley, Capital/Classical/FA	13	7-7	2-2	2013	Vinal Tech/E. Hampton	Oct. 25
Petros Papadopoulos, Ridgefield	13	7-7	2-2	2016	Westhill	Nov. 4
Jonathan Lindquist, Tolland	13	4-4	3-4	2016	Plainville	Sept. 9
Earl Gillespie, Stamford	12	12-12	0	1913	Paterson, NJ	Nov. 22
Dan Hood, Simsbury	12	3	3	2002	Wethersfield	Nov. 9
Alfredo Frausto, Cromwell	12	3-3	3	2007	Old Saybrook/Westbrk	Oct. 20
Santiago Cuartas, Staples	12	3-3	3-4	2009	Ridgefield	Oct. 3
Peter Swindell, New Canaan	12	6-8	2-2	2013	St. Joseph	Nov. 1
Peter Swindell, New Canaan	12	9-9	1-1	2013	Greenwich	Sept. 28
Dane Borges. Brookfield	12	3-3	3-3	2014	Bethel	Nov. 27
Frank Marcucio IV, Westhill	12	3-4	3-3	2014	Norwalk	Sept. 13
Finn Cahill, Conard	12	9-9	1	2015	Hall	Nov. 21
Sabrina Fronte, North Haven	12	6-6	2-2	2015	Lyman Hall	Nov. 6
Michael Aresco, Middletown	12	6-6	2-2	2016	E.O. Smith	Nov. 4
Evan Johans, Southington	12	3-3	3-3	2017	Cheshire	Nov. 23
David Regan, Conard	12			2017	Manchester	Oct. 6
Nicholas Radman, New Canaan	12	6-6	2-2	2019	Trumbull	Nov. 8
Jimmy Fitzpatrick, Meriden	11	11	0	1915	Bristol High	Oct. 6
Dave Whalen, Morgan	11	5-5	2	2000	Haddam-Killingworth	Nov. 4
Chris Roberts, New Britain	11	11-13	0	2003	Maloney	Oct. 10
Mike Garcarz, New Britain	11	11	0	2002	Bristol Eastern	Nov. 8
Alex Benedito, Shelton	11	5-5	2-2	2007	Amity	Oct. 5
Alfredo Frausto, Cromwell	11	8-8	1	2007	Ellington	Sept. 24
Juan Duque, New Britain	11	2-2	3-3	2008	Newington	Sept. 19
Austin Kick, Avon	11	5-6	2-2	2009	Windsor Locks/Suffield	Oct. 31
Greg Marzilli, Rocky Hill	11	5-5	2-2	2012	Bloomfield	Oct. 22
Chase Briley, Capital/Classical/FA	11	5-5	2-3	2013	Cheney Tech	Nov. 15
Daly Hebert, Darien	11	2-3	3-3	2013	Hand	Dec. 3
Edward Parenti, Wolcott High	11	8-8	1-1	2014	Derby	Nov. 14
Joe Zoppi, Shelton	11	5-5	2-2	2014	Guilford	Sept. 19
Austin Stefano, Wethersfield	11	5-5	2-2	2014	Maloney	Oct. 10
Lyle Luth, Amity	11	5-5	2-3	2013	Wilbur Cross	Oct. 25
Finn Cahill, Conard	11	2-2	3-4	2015	East Hartford	Sept. 26
Jose Conde, West Haven	11	8-8	1-1	2016	Shelton	Nov. 11
Luke Kirby, St. Joseph	11	5-5	2-2	2017	Wilton	Oct. 2
Michael Aresco, Middletown	11	2-2	3-3	2017	Hudson Catholic (NJ)	Nov. 3

KICKING: SUPERLATIVES

Most points kicking, season: 115, Peter Swindell, New Canaan, 2013
Most points kicking, career: 255, Michael Aresco, Middletown, 2014-17
Most points kicking, game: 16, Michael Aresco, Middletown 2016

Most Points Kicking in a Career

Player, School	Pts.	PATs	FG	Yrs.
Michael Aresco, Middletown	255	183	24	2014-17
Jon Testani, Masuk	254	227	9	2007-10
Peter Swindell, New Canaan	233	173	20	2012-15
Luke Kirby, St. Joseph	232	196	12	2016-18
Dane Borges, Brookfield	221	161	20	2013-15
Luke Desaulnier, Killingly	217	196	7	2015-18
Alfredo Frausto, Cromwell	214	178	12	2004-07
Adam Richmond, Ansonia	212	194	6	1996-99
Petros Papadopoulos, Ridgefld	209	149	20	2013-16
Chase Briley, Capital/Class/FA	204	165	13	2010-13
Joe Zoppi, Shelton	191	131	20	2013-16
Greg Marzilli, Rocky Hill	187	157	10	2010-13
Austin Stefano, Wethersfield	181	118	21	2014-16
Juan Duque, New Britain	179	149	10	2005-08
Rob Dornfried, NW Cath/Berlin	177	129	16	2003-06
Lou Boncek, North Branford	173	155	6	2000-02
Kyle Broderick, Holy Cross	161	149	4	2010-13
Sabrina Fronte, North Haven	157	148	3	2013-15
Zachary Moore, Greenwich	154	103	17	2016-17
Luke Kirby, St. Joseph	150	123	9	2016-17
Kyle Smick, Southington	149	119	10	2012-13
Tyler Phan, Hand	148	124	8	2012-14
Rico Brogna, Watertown	146	113	11	1984-87
Grant Morse, New Canaan	146	104	14	2015-17
Colin Shapiro, New Canaan	143	122	7	2009-11
Lyle Luth, Amity	144	105	13	2011-14
Luke Desaulnier, Killingly	144	135	3	2015-17
Devin O'Connell, Newtown	139	106	11	2018-19
Tomasz Popiolek, Ansonia	134	134	0	2002-03
Mike Killoran, Conard	137	128	3	2005-08
Bob Warden, New Canaan	129	81	16	1988-90
Ed Reinhard, Southington	125	104	7	1997-99
Evan Johanns, Southington	123	96	9	2016-18
Nicholas Radman, N. Canaan	120	93	9	2018-19
Kurt Ondsah, New Canaan	118	103	5	2006-08
FInn Cahill, Conard	116	77	13	2015-16
Frank Marcucio IV, Westhill/Seym.	111	93	6	2011-14
Ethan Bronson, Cheshire	110	65	15	2015-17
Matt Schulze, Southington	104	86	6	2000-01
Phoenix Parker, Weston	101	92	3	2017-19
David Wyrick, Avon	100	94	2	2006-07
Ben Van de merwe, Staples	100	55	15	2015-17

Most Points Kicking in a Season

Player, School	Pts.	PATs	FG	Yr.
Peter Swindell, New Canaan	115	79	12	2013
Zachary Moore, Greenwich	99	60	13	2017
Kyle Smick, Southington	98	71	9	2013
Luke Kirby, St. Joseph	94	76	6	2017
Austin Jose, St. Joseph	95	83	4	2019
Santiago Cuartas, Staples	90	54	12	2009
Jon Testani, Masuk	90	78	4	2010
Sabrina Fronte, North Haven	86	77	3	2015
Dane Borges, Brookfield	86	62	8	2014
Joe Zoppi, Shelton	85	55	10	2016
Tomasz Popiolek, Ansonia	85	85	0	2003
Dane Borges, Brookfield	83	53	10	2015
Petros Papadopolos, Ridgefield	82	58	8	2016
Michael Aresco, Middletown	82	52	10	2016
Luke Kirby, St. Joseph	82	73	3	2018
Grant Morse, New Canaan	81	54	9	2017
Juan Gomez, Joel Barlow	80	65	5	2013
Finn Cahill, Conard	79	55	8	2015
Riley Stewart, Darien	77	62	5	2016
Mike Garcarz, New Britain	75	75	0	2002
Robbie Wolf, Staples	75	54	7	2011
Riley Stewart, Darien	75	63	4	2015
Luke Desaulnier, Killingly	75	69	2	2017
Paul Tricarico, Staples	73	37	12	2014
Luke Desaulnier, Killingly	73	61	4	2018
Ty Groff, New Canaan	72	39	11	2021
Dan Parzych, Southington	72	66	2	2014
Greg Marzilli, Rocky Hill	72	60	4	2013
Joseph Zoppi, Shelton	71	53	6	2015
Chris Roberts, New Britain	71	68	1	2003
Devin O'Donnell, Newtown	71	56	5	2018
Peter Swindell, New Canaan	71	56	5	2015
Chase Briley, Capital/Class/FA	70	46	8	2013
Jared Roche, Valley Reg/OL	70	64	2	2013
Daly Hebert, Darien	70	43	9	2013
Chris Roberts, New Britain	70	70	0	2004
Austin Stefano, Wethersfield	69	51	6	2014
Joe Zoppi, Shelton	69	54	5	2014
Michael Aresco, Middletown	69	48	7	2017
Nicholas Radman, N. Canaan	69	54	5	2018
Devin O'Connell, Newtown	68	50	6	2019
Tyler Phan, Hand	68	59	3	2012
Kevin Foley, Pomperaug	68	62	2	2009
Sean Dixon Bodie, Bloomfield	67	67	0	2019
Joe DoCarmo, St. Joseph	67	58	3	2010
Riley Stewar, Darien	67	58	3	2015

KICKING: PATs (point after touchdown)

Most PATS in a game: 12, Earl Gillespie, Stamford, 1913 and Gaynor Brennan, Stamford, 1920
Most PATS in a season: 85, Tomasz Popiolek, Ansonia, 2003
Most PATS in a career: 227, Jon Testani, Masuk, 2007-10

Most PATs in a Career

Player, School	PATs	Years
Jon Testani, Masuk	227	2007-10
Luke Kirby, St. Joseph	196	2016-18
Adam Richmond, Ansonia	194	1996-99
Michael Aresco, Middletown	183	2014-17
Alfredo Frausto, Cromwell	178	2004-07
Peter Swindell, New Canaan	173	2012-15
Chase Briley, Capital/Class/FA	165	2010-13
Dane Borges, Brookfield	161	2013-15
Greg Marzilli, Rocky Hill	157	2010-13
Lou Boncek, North Branford	155	2000-02
Juan Duque, New Britain	149	2005-08
Kyle Broderick, Holy Cross	149	2010-13
Petros Papadopoulos, Ridgefield	149	2013-16
Sabrina Fronte, North Haven	148	2013-15
Chris Roberts, New Britain	138	2003-04
Luke Desaulnier, Killingly	135	2015-17
Tomasz Popiolek, Ansonia	134	2002-03
Joe Zoppi, Shelton	131	2013-16
Rob Dornfried, NW Cath./Berlin	129	2003-06
Mike Killoran, Conard	128	2005-08
Jason Dziubina, Ansonia	125	1992-95
Tyler Phan, Hand	124	2012-14
Luke Kirby, St. Joseph	123	2016-18
Collin Shapiro, New Canaan	122	2009-11

Most PATs in a Season

Player, School	PATs	Year
Tomasz Popiolek, Ansonia	85	2003
Austin Rose, St. Joseph	83	2019
Peter Swindell, New Canaan	79	2013
Jon Testani, Masuk	78	2010
Sabrina Fronte, North Haven	77	2015
Luke Kirby, St. Joseph	76	2017
Mike Garcarz, New Britain	73	2002
Luke Kirby, St. Joseph	73	2018
Kyle Smick, Southington	71	2013
Chris Roberts, New Britain	70	2004
Luke Desaulnier, Killingly	69	2017
Chris Roberts, New Britain	68	2003
Petros Papadopoulos, Ridgefield	68	2016
Sean Dixon-Bodie, Bloomfield	67	2019
Jon Doty, Southington	66	2015
Dan Parzych, Southington	66	2014
Lucas Saccone, Ledyard	66	2014
Nolan McCarter, Masuk	66	2017
Juan Gomez, Joel Barlow	65	2013
Jared Roche, Valley Regional/OL	64	2013
Arthur Kwaskiewicz, Ansonia	63	2012
Riley Stewart, Darien	63	2015

Most PATs in a Game

Player, School	PATs	Year	Opponent	Date
Earl Gillespie, Stamford	12-12	1913	Paterson NJ	Nov. 22
Gaynor Brennan, Stamford	12	1920	St. Francis Prep (Brooklyn)	Nov. 2
Jimmy Fitzpatrick, Meriden HS	11-11	1915	Bristol High	Oct. 6
Chris Roberts, New Britain	11-13	2003	Maloney	Oct. 10
Mike Garcarz, New Britain	11	2002	Bristol Eastern	Nov. 8
Marc Stonaha, Stratford	10	1996	Weston	Oct. 2
Dave Whalen, Morgan	10-10	2000	Stafford	Sept. 22
Chris Roberts, New Britain	10-10	2003	Platt High	Oct. 24
Raymond 'Ducky' Pond, Torrington	9-13	1917	Simsbury	Nov. 16
Chris Sawch, Staples	9	1974	Andrew Warde-Fairfield	Nov. 16
Marcus Ranaldi, Avon	9	1977	Putnam	Oct. 1
John Cerra, McMahon-Norwalk	9	1993	Staples	Nov. 13
Rob Duncan, Fitch-Groton	9	1994	St. Bernard	Oct. 1
Mike Garcarz, New Britain	9	2002	Bulkeley (Nov. 15), Maloney (Oct. 14), Bris. Central (Oct. 18)	
Chris Roberts, New Britain	9		Newington (Oct. 31, 2003) and Glastonbury (Oct. 15, 2004)	
Elisa Formiglio, NFA	9	2012	Newtown	Nov. 27
Peter Swindell, New Canaan	9-10	2013	Greenwich	Sept. 27
Finn Cahill, Conard	9-9	2015	Hall	Nov. 21
Peter Swindell, New Canaan	9-10	2015	Trumbull	Nov. 6
Luke Kirby, St. Joseph	9-9	2017	Trumbull High	Nov. 23
Austin Rose, St. Joseph	9-9	2019	Fairfield Warde	Nov. 2

GIRLS

Notable achievements by girls playing high school football in Connecticut.

Scoring Records

Single game

Most points	Opponent, Date
12 Sabrina Fronte, No. Haven	Lyman Hall, Nov. 6, 2015
9, Sabrina Fronte, No. Haven	Hillhouse, Oct. 30, 2015
9, Elisa Formiglio, NFA	Newtown Nov. 28, 2012

Most PAT	Opponent, Date
9, Elisa Formiglio, NFA	Newtown, Nov. 28, 2012
8, Sabrina Fronte, No. Haven	Foran, Nov. 13, 2015

Longest field goal	Opponent, Date
32, Sabrina Fronte, No. Haven	Lyman Hall, Nov. 6, 2015
30, Sabrina Fronte, No. Haven	Lyman Hall, Nov. 6, 2015
24, Elisa Formiglio, NFA	Bacon Acad Oct. 27 2012

Single season

Most points:	86, Sabrina Fronte, North Haven	2015
	64, Elisa Formiglio, NFA	2012
Most PAT:	77, Sabrina Fronte, North Haven	2015
	61, Elisa Formiglio, NFA	2012
	36, Sabrina Fronte, North Haven	2013
	35, Sabrina Fronte, North Haven	2014
	29, Erin Bellucci, Hall	2015
Most FG	3, Sabrina Fronte, North Haven	2015

Most consecutive PAT kicked: 37, Sabrina Fronte, North Haven, Oct. 10-Nov. 26, 2015
22, Elisa Formiglio, Norwich Free Academy, Nov. 10-Dec. 7, 2012

Career

Most points:	157, Sabrina Fronte, No. Haven	2013-15
	64, Elisa Formiglio, NFA,	2012
	29, Erin Bellucci, Hall,	2015

Most FG: 3, Sabrina Fronte, No. Haven, 2013-15

Notable Firsts

First known participant: Andrea Lund, Kennedy-Waterbury, at Seymour, Nov. 12, 1994.
First participant in a state championship game: Elisa Formiglio, Norwich Free Academy, vs. Xavier-Middletown, Dec. 7, 2012.
First point: Andrea Lund, Kennedy-Waterbury (point after touchdown kick), at Seymour, Nov. 12, 1994.
First touchdown: Ashley McKenna, Ledyard (5 yard pass from Ernie Richards), at Bacon Academy-Colchester, Oct. 11, 2003.
First rushing touchdown: Veronica Roman, Wilcox Tech-Meriden (6-yard run), vs. Capital Prep-Hartford, Oct. 28, 2007.
First field goal: Elisa Formiglio, Norwich Free Academy (24 yards), at Bacon Academy-Colchester, Oct. 27, 2012.
First head coach: Jennifer Stango Garzone, Wolcott Tech co-op (Wolcott Tech/Housatonic/Wamogo), 2019 Called MCW United
First win, female head coach: Jennifer Stango Garzone, Wolcott Tech co-op (Wolcott Tech, Wamogo, Nonnewaug) vs. Platt Tech-Milford, 2021. Co-op called NW United



TEAM RECORDS

Season, single game

Most wins in a row
Most losses in a row
Undefeated seasons
Winning percentage
Most wins
Most ties
Most wins, by decade
Offensive records
Defensive records

Gerry deSimas, Jr./ Avon Football Online

Most Consecutive games without a Loss

School	Games	Years
Cheshire	49	1992-96
Ansonia	48	2011-14
Hand	36	2017-19
Ansonia	36	1975-78
Bloomfield	35	1996-2000
Ansonia	35	2005-08
Stamford (33-0-2)	35	1911-14
Derby (33-0-1)	34	1966-70
New Canaan	34	1967-70
Xavier-Middletown	34	1970-74
Fitch-Groton*	34	1999-2001
Darien	34	2015-17
Southington (32-0-1)	33	1962-66
Southington	31	2013-15
St. Joseph-Trumbull	30	1981-84
Xavier	30	2010-12

*Includes one forfeit

Most Consecutive games without a Win

School	Games	Years
Bassick-Bridgeport (0-62-1)	63	2001-07
Bullard Havens	53	1996-2001
East Catholic	52	1992-97
Fermi High-Enfield	48	2010-15
Kennedy-Waterbury (0-42-1)	43	2001-05
Wolcott Tech (c)	40	2014, 2016-19
Enfield (0-37-1)	38	1991-95
East Haven	36	2007-10
Sacred Heart-Waterbury	36	1998-2001
Wilby-Waterbury	33	2014-18

Most Consecutive Losses

School	Games	Years
Bassick-Bridgeport	62	2001-07
Bullard Havens	53	1996-2001
East Catholic	52	1992-97
Fermi High-Enfield	48	2010-15
Wolcott Tech (c)	40	2014, 2016-19
East Haven	36	2007-10
Sacred Heart-Waterbury	36	1998-2001
Wilby-Waterbury	33	2014-18

Wolcott Tech was host of MCW United co-op from 2016-19

Most Undefeated, Untied Seasons

School	Years
Ansonia (19)	1900, 36, 43, 65, 76, 77, 79, 83, 89 94, 95, 2002, 03, 06, 07, 11, 12, 13, 16
Hand (9)	1973, 76, 77, 82, 97, 2004, 11, 12, 18
Southington (8)	1942, 49, 54, 57, 64, 65, 72, 2014
New Britain (8)	1896, 1916, 19, 21, 26, 34, 81, 2003
Fairfield Prep (7)	1953, 56, 60, 67, 69, 73, 77
Greenwich (6)	1946, 53, 62, 74, 83, 2018
Xavier (6)	1971, 72, 74, 2005, 10, 11
Stamford (6)	1913, 15, 37, 58, 59, 71
Hartford Public (5)	1881, 83, 84, 86, 1901
Darien (5)	1956, 57, 79, 2015, 16
Derby (5)	1968, 69, 72, 73, 90
Bloomfield (5)	1982, 97, 98, 99, 2015
Torrington (4)	1896, 1918, 24, 48
Hillhouse (4)	1931, 32, 43, 85
Weaver (4)	1938, 45, 67, 96
New London (4)	1968, 83, 89, 91
Cheshire (4)	1992, 93, 94, 95
Fitch (4)	1976, 94, 99, 2000
Shelton (4)	1904, 50, 56, 2000
Killingly (4)	1952, 53, 2017, 2021
New Canaan (3)	1968, 69, 2008
East Hartford (3)	1920, 29, 76
Canton (3)	1942, 45, 52
Berlin (3)	1947, 48, 63
Rippowam (3)	1965, 66, 80
West Haven (3)	1968, 72, 2002
Hyde-New Haven (3)	2002, 04, 05
Plainville (3)	1937, 46, 47
St. Joseph (3)	1982, 83, 2019
Woodrow Wilson (2)	1948, 68
Gilbert (2)	1953, 62
Hall-W. Hartford (2)	1969, 75
Trumbull High (2)	1977. 80
Morgan (2)	1974, 87
Glastonbury (2)	1984, 2008

Best Winning Percentage by School

School	Pct.	W-L-T	Years
Cromwell (c)	.758	154-49	2002-19, 2021
Ansonia	.757	840-241-57	1900-2019, 2021
Hand-Madison	.747	408-134-7	1971-2019, 2021
Ledyard	.691	392-174-2	1965-2019, 2021
Creed/Hyde-New Haven (c)	.675	148-71	1998-2017
Southington/Lewis	.675	662-295-47	1910-2019, 2021
New Britain	.670	777-357-51	1892-2019, 2021
Fairfield Prep	.667	508-242-22	1942-2019, 2021
St. Joseph-Trumbull	.667	368-180-6	1965-2019, 2021
Darien	.657	467-235-17	1945-2019, 2021
Cheney Tech-Manchester	.657	94-49	2007-19, 2021
New Canaan	.655	568-287-24	1928-2019, 2021
Capital Prep-Hartford (c)	.650	93-50	2007-19, 2021
Conard-West Hartford	.647	391-211-3	1957-2019, 2021
Xavier-Middletown	.639	373-206-9	1964-2019, 2021
Woodland Reg.-Beacon Falls	.633	133-77	2002-19, 2021
Berlin*	.629	473-272-13	1936-2019, 2021
Ellington (c)	.617	129-80	2001-19, 2021
	Pct.	**W-L-T**	**Years**
Seymour	.588	433-303	1946-2019, 2021
Holy Cross-Waterbury	.586	318-221-7	1970-2019, 2021
Woodrow Wilson-Middletown	.583	240-156-30	1931-83
Prince Tech-Hartford	.574	81-60	2006-19, 2021
Glastonbury	.565	296-222-10	1968-2019, 2021
Shelton*	.566	560-402-52	1904-2019, 2021
Rocky Hill	.562	124-95-3	2000-19, 2021
Brien McMahon-Norwalk	.556	262-205-7	1966-2019, 2021
Hillhouse-New Haven	.548	648-502-61	1885-2019, 2021
Cheshire	.545	354-288-18	1954-2019, 2021
Croft-Waterbury	.542	32-25-4	1958-64
Abbott Tech-Danbury (c)	.537	64-55	2009-19, 2021
Hall High-West Hartford	.534	455-378-35	1926-19, 2021
Morgan School-Clinton	.534	267-230-5	1971-2019, 2021
Maloney-Meriden	.533	333-281-20	1958-2019, 2021
Coginchaug-Durham (c)	.529	62-55	2010-19, 2021
Derby (c)	.525	539-453-67	1902-2019, 2021
Bristol Central	.510	305-285-15	1959-2019, 2021
Avon	.508	293-282-3	1960-2019, 2021
Wethersfield	.505	300-288-11	1960-2019, 2021
Coventry (c)	.502	101-100	2002-19, 2021
Platt High-Meriden	.502	320-312-10	1958-2019, 2021
Hartford Public*	.501	560-527-60	1881-2019, 2021
North Haven	.500	326-318-14	1954-2019, 2021
	Pct.	**W-L-T**	**Years**
Granby (c)	.495	57-58	2010-19, 2021
Wolcott High	.491	242-248-5	1973-2019, 2021
Weaver-Hartford	.490	388-386-34	1924-2014
Torrington*	.482	499-512-47	1894-2019, 2021
Northwest Catholic-W. Htfd	.482	275-291-8	1963-2019, 2021
Waterbury Career Academy	.480	24-26	2016-19, 2021
Tolland	.479	178-191-5	1985-2019, 2021
Newington	.474	276-299-14	1962-2019, 2021
Pomperaug-Southbury	.467	218-245-6	1975-2019, 2021
Gilbert-Winsted (c)	.459	333-382-19	1933-2019, 2021

Continued on page 37

Most wins

School	Wins	Years
Ansonia	840	1900-2019, 21
New Britain	777	1892-2019, 21
Southington/Lewis	662	1910-2019, 21
Hillhouse	648	1885-2019, 21
New Canaan	568	1928-2019, 21
Shelton*	560	1904-2019, 21
Hartford Public*	560	1881-2019, 21
Derby (c)	539	1902-2019, 21
Fairfield Prep	508	1942-2019, 21
Torrington*	499	1894-2019, 21
Berlin*	473	1936-2019, 21
Darien	467	1945-2019, 21
Hall-W. Htfd	455	1926-2019, 21
Seymour	433	1946-2019, 21
Hand-Madison	408	1971-2019, 21
Conard-W. Htfd	391	1957-2019, 21
Ledyard	392	1965-2019, 21
Weaver-Htfd	388	1924-2014
Farmington	378	1930-2019, 21
Manchester	378	1923-2019, 21
Plainville	378	1926-2019, 21
Xavier-Midd.	373	1964-2019, 21
St. Joseph	368	1965-2019, 21
Cheshire	354	1954-2019, 21
Wilbur Cross/Comm.	353	1920-2019, 21

Most Ties

School	Ties	Years
Derby (c)	67	1902-2021
Hillhouse	61	1885-2021
Hartford Public	60	1881-2021
Ansonia	57	1900-2021
Shelton	52	1904-2021
New Britain	51	1892-2021
Wilb.Cross/Commerical	48	1920-2021
Southington/Lewis	47	1910-2021
Torrington	45	1894-2021
Plainville	37	1926-2021
Hall-West Hartford	35	1926-2021
Weaver-Hartford	34	1924-2014

CIAC adopted tiebreaker for all games in 2007

Notable *

- **2020:** Season cancelled for all teams in CT due to COVID-19 pandemic
- **Berlin:** No team in 1940, 1941 or 1943
- **Canton:** No team in 1961-62
- **Hartford Public:** No team in 1882
- **Torrington:** No team in 1898, 1906, 1908
- **Shelton:** No team in 1906, 1909-10, 1916-17, 1920-21

Note: Among co-op programs (c), host school is listed first and gets credit for wins and losses.

Best Winning Percentage by School

Continued from page 36

	Pct.	W-L-T	Years
Plainville	.450	378-441-37	1926-2019, 2021
South Windsor	.447	225-274-8	1972-2019, 2021
Farmington	.444	378-455-33	1930-2019, 2021
Manchester	.444	378-462-22	1923-2019, 2021
St. Paul-Bristol (c)	.432	225-291-8	1968-2019, 2021
Sheehan-Wallingford	.416	211-294-4	1972-2019, 2021
Canton*	.406	120-168-14	1934-64, 2007-18
Bacon Academy-Colchester	.397	86-130-1	2000-19, 2021
Wilbur Cross/Commerical	.394	354-518-48	1920-2019, 2021
Windsor Locks (c)	.390	191-296-3	1972-2019, 2021
Pulaski-New Britain	.389	76-117-4	1961-81
South Catholic-Hartford	.381	97-155-5	1963-90
Guilford	.379	187-301-10	1973-2019, 2021
Sport & Medical Science Acad (c)	.369	80-133-1	1999-2019, 2021
O'Brien Tech-Danbury	.360	35-62	2011-19, 2021
Platt Tech-New Haven	.357	50-90	2007-19, 2021
Fairfield Warde	.340	51-99	2004-19, 2021
RHAM-Hebron (c)	.337	55-108	2004-19, 2021
E.O. Smith-Storrs	.328	76-155-1	1998-2019, 2021
Fairfield High	.325	59-121-3	1986-2003
CREC (c)	.322	19-40	2015-19, 2021
Fairfield Ludlowe	.320	52-110	2004-19, 2021
Fermi-Enfield	.297	131-304-10	1972-2015
Capital Prep/Harbor-Bridgeport	.292	12-29	2015-19
Vinal Tech (c)	.291	53-128-2	2000-09, 13-19, 2021
Somers	.271	15-40-1	1977-1983
Lewis Mills-Burlington	.254	29-85	2010-19, 2021
Wilcox Tech-Meriden	.200	26-104	2007-19, 2021
Wright Tech-Stamford (c)	.194	7-29	2003-08
Tourtellotte-Thompson (c)	.169	18-70-1	2000-09
Nonnewaug-Woodbury	.166	18-89	2007-09,11-17, 19
Amistad-New Haven	.136	3-19	2017-19
Wolcott Tech-Torrington (c)	.107	13-108	2008-14, 16-19, 2021

Defunct programs

	Pct.	W-L-T	GP	Years
Creed/Hyde-New Haven (c)	.675	148-71	219	1998-2017
Woodrow Wilson-Middletown	.583	240-156-30	426	1931-83
Croft-Waterbury	.542	32-25-4	61	1958-64
Canton	.406	120-168-14	302	1934-64, 2007-18
Pulaski-New Britain	.389	76-117-4	197	1961-81
South Catholic-Hartford	.381	97-155-5	257	1963-90
Fairfield High	.325	59-121-3	183	1986-2003
Fermi-Enfield	.297	131-304-10	445	1972-2015
Somers	.271	15-40-1	56	1977-83
Tourtellotte-Thompson (c)	.169	18-70-1	89	2000-09
East Hampton/Vinal Tech (c)	.200	4-16	20	2011-12
Wright Tech-Stamford (c)	.194	7-29	36	2003-08
Nonnewaug-Woodbury	.166	18-89	107	2007-09,11-17,19
Whitney Tech-New Haven	.000	0-20	20	2012-13

Note: Among co-op programs, host school is listed first and gets credit for wins and losses.

Co-op programs (c)

Host school is listed first

- **Abbott Tech:** With Immaculate 2014-19 (Called ATI 2015-19, 2021)
- **Bullard Havens:** With Koble Cathedral 2021
- **Bulkeley:** With HMTCA (Hartford Magnet Trinity College Academy) 2014-19 and Weaver 2015-19
- **Capital Prep:** With Hartford Classical 2009-13 and with Achievement First 2011-19, 2021
- **Creed:** With Career and Whitney Tech, 2015-17 (Creed called Hyde 2015-16)
- **CREC:** Civic Leadership-Enfield* (host) with Aerospace 2015-19, 2021 and MLC 2015-19, 2021
(*Called Public Safety 2015-17)
- **Coginchaug:** With Hale Ray 2017-19, 2021; With East Hampton 2018-19, 2021
- **Cromwell:** With Portland 2015-19, 2021
- **Coventry:** With Windham Tech 2002-19, 2021, Bolton 2012-19, 2021 and Lyman Memorial 2017-19, 2021
- **Derby:** With O'Brien Tech 2007-10
- **East Catholic:** With Cheney Tech 1996-2006
- **East Hampton:** With Vinal Tech 2011-12
- **Ellington:** With Somers 2001-14 and with East Windsor 2001-04
- **Ellis Tech:** With Putnam 2018-19, 2021 and Tourtellotte 2018-19, 2021 (Called Quinebaug Valley)
- **Gilbert:** With Northwestern Regional 2002-19, 2021 and Housatonic 2021
- **Granby:** With Canton 2019, 2021
- **Griswold:** With Wheeler 2019, 2021
- **Housatonic:** With Wamogo 2004-13
- **RHAM :** With Lyman Memorial 2007-09
- **Old Saybrook:** With Westbrook 1997-2019, 2021
- **Putnam:** With Tourtellotte, Ellis Tech 2010-17 (Called Quinebaug Valley 2014-17)
- **Sacred Heart:** With Kaynor Tech 2014-19
- **Stafford:** With E.O. Smith 1994-97, Somers 1994-96, East Windsor, 2005-19, 2021 and Somers 2015-19, 2021
- **St. Bernard's:** With Norwich Tech 1999-2014
- **Sport and Medical Science Academy (SMSA):** With University High-Hartford, 2010-19, 2021, Hartford Classical 2016-19, 2021, Bulkeley 2021, University HS 2021

Note: Among co-op programs (c), host school is listed first and gets credit for wins and losses

Continued on page 39

Highest Winning Percentage by Decade

1880s (1880-89)

School	Pct.	W-L-T
Hillhouse	.577	15-11

1890s (1890-99)

School	Pct.	W-L-T
New Britain	.801	55-11-7
Hillhouse	.506	39-38-5

1900s (1900-09)

School	Pct.	W-L-T
New Britain	.716	53-18-10
Hillhouse	.622	46-26-10

1910s (1910-19)

School	Pct.	W-L-T
New Britain	.711	48-18-5

1920s (1920-29)

School	Pct.	W-L-T
New Britain	.692	52-22-4
Ansonia	.674	51-21-14
Hillhouse	.572	41-30-5
Plainville	.500	8-8-2

1930s (1930-39)

School	Pct.	W-L-T
Hillhouse	.772	58-15-6
New Britain	.758	64-18-7
Southington	.716	48-16-10
Ansonia	.634	48-25-13
Weaver-Hartford	.587	41-28-6
Plainville	.564	35-26-9

1940s (1940-49)

School	Pct.	W-L-T
Southington	.782	59-15-4
Ansonia	.767	65-18-5
New Britain	.745	70-23-3
Plainville	.705	55-20-6
Hillhouse	.645	52-27-7
Torrington	.612	49-30-2
Weaver-Hartford	.594	38-25-6
Farmington	.589	41-25-7

1950s (1950-59)

School	Pct.	W-L-T
Southington	.737	57-20-1
Shelton	.688	60-25-8
Fairfield Prep	.655	55-26-3
Ansonia	.640	58-32-3
New Canaan	.636	41-23-2
New Britain	.600	52-34-4

1960s (1960-69)

School	Pct.	W-L-T
1. Southington	.828	76-15-2
2. New Britain	.813	70-15-3
3. Notre Dame-WH	.768	68-19-3
4. Naugatuck	.765	70-19-5
5. Xavier	.763	42-12-2
6. Fairfield Prep	.740	74-22-4
7. Simsbury	.730	57-21
8. Weaver-Hartford	.715	59-22-5
9. Conard	.685	60-26-3
10. Derby	.681	61-26-5

1970s (1970-79)

School	Pct.	W-L-T
1. Fairfield Prep	.860	93-13-2
2. Xavier-Middletown	.850	82-14-1
3. Ansonia	.810	84-19-2
4. Conard-W. Hartford	.786	66-18-8
5. Hand-Madison	.770	67-20
6. West Haven	.727	69-25-3
7. Bristol Central	.722	65-23-3
8. Hall-W. Hartford	.664	63-31-3
9. St. Paul-Bristol	.656	64-33-2
10. Simsbury	.634	60-34-3

1980s (1980-89)

School	Pct.	W-L-T
1. Ansonia	.866	97-15
2. St. Joseph-Trumbull	.839	90-16-3
3. Bethel	.799	92-22-3
4. Hand-Madison	.794	84-23-2
5. Greenwich	.754	82-26-2
6. New London	.753	79-24-3
7. Trumbull	.745	78-25-3
8. Fairfield Prep	.735	74-23-1
9. Derby	.731	77-28-1
10. Naugatuck	.723	74-28-1

Highest Winning Percentage by Decade

1990s (1990-99)

School	Pct.	W-L-T
1. Ansonia	.897	104-12-0
2. Cheshire	.859	95-43-3
3. Greenwich	.833	90-17-2
4. Putnam	.822	88-19
5. New Canaan	.786	94-24-3
6. Newtown	.779	83-23-1
7. Plainfield	.771	81-24
8. Darien	.769	87-25-2
9. Trumbull	.754	80-26
10. Berlin	.750	78-25-2
10. Ledyard	.745	76-25-2
12. Naugatuck	.743	77-26-1
13. Fitch	.741	76-26-1
14. Hand	.740	77-27

2000s (2000-09)

School	Pct.	W-L-T
1. Hyde-New Haven	.886	101-13
2. Ansonia	.864	102-16
3. Greenwich	.850	99-17-1
4. Cromwell	.848	56-10
5. Staples	.847	100-18
6. Masuk	.803	96-23-1
7. New Britain	.800	86-21-1
8. New Canaan	.786	94-24-3
9. Berlin	.784	87-24
10. Ledyard	.776	83-24
11. Shelton	.771	84-25
12. Southington	.769	83-25
13. Pomperaug	.766	85-26
14. Bunnell	.753	84-27-1
15. Hand	.709	78-31-2

2010s (2010-19)

School	Pct.	W-L-T
1. Ansonia	.932	124-9
2. Darien	.879	109-15
3. Southington	.867	98-15
4. Newtown	.858	103-17
5. New Canaan	.842	107-20
5. Windsor	.842	96-18
7. St. Joseph	.806	100-24
8. Hand	.791	95-25
9. Shelton	.775	86-25
10. Bloomfield	.772	88-26
11. Middletown	.745	82-28
12. Masuk	.733	85-31
13. North Haven	.732	82-30
14. Capital Prep-Htfd.	.726	77-29
15. Berlin	.718	84-33

Co-op programs (c)

Host school is listed first

Continued from page 37

- **St. Paul:** With Goodwin Tech 2000-09 and Lewis Mills 2005-09
- **Tourtellotte:** With Ellis Tech 2001-09
- **Trinity Catholic:** With Wright Tech 2019
- **Norwich Tech:** With St. Bernard 2015-19, 2021 and Grasso Tech 2015-19, 2021 (Called Thames River 2015-21)
- **Windsor Locks:** With Suffield 1993-2019, 2021 and East Granby 2010-19, 2021
- **Wolcott Tech:** With Housatonic 2006-19, Wamogo, 2016-19, 2021, Nonnewaug 2021 (Called MCW United, 2016-19, Called NW United 2021)
- **Wright Tech:** With Stamford Academy 2007-08
- **Vinal Tech:** With Coginchaug 2000-09; With East Hampton 2013-17; With Goodwin Tech 2014-19, 2021 and Whitney Tech 2018-19
- **Valley Regional:** With Old Lyme 2006-19, 2021

Simsbury Gridiron Cluib

TEAM RECORDS -- OFFENSE

Most Points in a Season

School	Points	Games	Year
Ansonia	770	15	2013
Ansonia	695	14	2012
Fitch	695	12	1999
Ansonia	691	13	2003
St. Joseph	689	15	2013
New Britain	678	12	2004
Bloomfield	663	12	1998
Fitch	663	12	2000
Bloomfield	662	11	1999
New Canaan	654	15	2013
Hand	653	13	2018
Masuk	638	13	2010
Ansonia	624	14	2011
Ledyard	624	14	2014
St. Joseph	615	13	2019
North Haven	612	13	2015
Bloomfield	609	13	2019
North Branford	609	13	2012
New Britain	603	11	2002
Sheehan	600	13	2019
New Britain	587	12	2003
Ansonia	585	13	2002
Greenwich	579	13	2018
Southington	569	13	2013
Ansonia	566	13	2016

Highest Average Points in a Season

School	Avg.	Points	Games	Year
New Britain	60.3	603	10	2002
Bloomfield	60.1	662	11	1999
West Haven	58.4	526	9	1968
Fitch	57.9	695	12	1999
New Britain	56.5	678	12	2004
Bloomfield	55.3	663	12	1998
Fitch	55.2	663	12	2000
Ansonia	53.1	691	13	2003
Fitch	52.1	521	10	1994
Ansonia	51.3	770	15	2013
Hand	50.2	653	13	2018
Ansonia	49.2	695	14	2012
Staples	49.1	540	11	2012
Masuk	49.1	638	13	2010
New Britain	48.9	587	12	2003
Ansonia	48.1	529	11	1994
St. Joseph	47.3	615	13	2019
North Haven	47.0	612	13	2015
North Branford	46.8	609	13	2012
Bloomfield	46.8	609	13	2019
Naugatuck	46.6	466	10	1972
Southington	46.1	554	12	2015
Sheehan	46.1	600	13	2019
Bloomfield	46.0	552	12	1997
St. Joseph	45.9	689	15	2013

Gerry deSimas, Jr. , Avon Football Online

Most TDs scored in a Year

School	TDs.	Games	Avg.	Year
Ansonia	113	15	7.5	2013
Ansonia	102	14	7.2	2012
St. Joseph	101	15	6.7	2013
Ansonia	100	13	7.7	2003
Fitch-Groton	99	12	8.2	1999
New Britain	98	12	8.2	2004
Bloomfield	97	12	8.0	1998
Bloomfield	96	11	**8.7**	1999
Fitch	93	12	7.8	2000
North Branford	91	13	7.0	2012
Ansonia	91	14	6.5	2011
Ledyard	91	14	6.5	2014
Masuk	90	13	6.9	2010
Hand	89	13	6.8	2018
Bloomfield	89	13	6.8	2019
New Canaan	89	15	5.9	2013
North Haven	87	13	6.6	2015
New Britain	86	10	8.6	2002
Ansonia	86	13	6.6	2016
Sheehan	86	13	6.6	2019
St. Joseph	86	13	6.6	2019
New Britain	85	12	7.0	2003
Notre Dame-Fairfld	82	11	7.4	2005

81 TDs: New London (2005), Bloomfield (1997) and Southington (2015)

TEAM RECORDS -- OFFENSE

Most Total Yards in a Season

School	Yards	Gm	Avg.	Year
St. Joseph	7,131	15	475.4	2013
Ansonia	7,108	15	473.9	2013
Cromwell	6,504	13	500.3	2011
Woodland	6,092	15	406.1	2013
North Haven	6,077	13	467.5	2015
Ansonia	6,074	14	433.9	2011
North Branford	6,029	13	463.7	2012
New Canaan	5,992	15	399.5	2013
Hillhouse	5,989	13	460.6	2012
Bloomfield	5,984	13	460.3	2019
Brookfield	5,778	15	385.2	2013

Total yards = rushing and passing

Highest Average Total Yards in a Season

School	Avg.	Yards	Gms.	Year
Foran	517.2	5,172	10	2015
West Haven	512.6	4,101	8	1968
Staples	500.5	5,506	11	2012
Cromwell	500.3	6,504	13	2011
Seymour	496.7	4,967	10	1969
Foran	491.2	4,912	10	2012
Foran	487.5	5,362	11	2008
Southington	475.6	4,756	10	2000
St. Joseph	475.4	7,131	15	2013
Ansonia	473.9	7,108	15	2013

Most Total Yards in a Game

School	Yds.	Rush	Pass	Opponent	Yr.
Torrington	865	853	12	Sacred Hrt	2012
Seymour	830	477	353	Branford	1969
Torrington	814	461	353	St. Paul	2012
St. Joseph	808	630	178	Ledyard	2013
Branford	770	424	346	N. Milford	1970
Conard	764	388	376	Enfield	2017
Staples	745	495	250	Darien	2012
Newtown	733	375	358	Bethel	1970
Seymour	706			Derby	1979
New Canaan	694	95	599	Rippowam	1970
Foran	696	351	345	Sheehan	2008
West Haven	691	578	113	Ansonia	1968
Bloomfield	686			Wethersfield	'94
Vinal Tech/Cog.	680	627	53	Rocky Hill	2004
Torrington	674	637	37	Wolcott HS	2011
Conard	673	506	167	Hall	2015
Foran	672	172	499	No. Haven	2008
Watertown	668	495	173	Torrington	2017
Woodland	668	396	272	St. Paul	2013
Woodland	664	615	49	Seymour	2012
Southington	664	295	369	Hall	2015
Bunnell	661	180	481	Bethel	2008
Platt-Meriden	659			Bris. Eastern	'59
Southington	659	351	308	Masuk	1999
Guilford	659			Jonathan Law	'10

Most Rushing Yards in a Season

School	Yards	Gm	Avg.	Year
Ansonia	6,054	15	403.6	2013
Bloomfield	5,574	12	464.5	1998
Ansonia	5,137	14	366.9	2011
Hillhouse	5,079	13	390.7	2012
North Haven	4,873	13	374.8	2015
Hillhouse	4,455	13	440.3	2016
Prince Tech	4,278	11	388.9	2014
Ansonia	4,275	13	328.8	2010
Ansonia	4,291	13	393.4	2016
Ansonia	4,250	13	326.9	2007

Highest Average Rushing in a Season

School	Avg.	Yards	Gms.	Year
Bloomfield	464.5	5,574	12	1998
Hillhouse	440.3	4,455	13	2016
Ansonia	403.6	6,054	15	2013
Sheehan	400.9	4,009	10	2016
Joel Barlow	392.5	3,922	11	2012
Ansonia	393.3	4,291	13	2016
Hillhouse	390.7	5,079	13	2012
Prince Tech	388.9	4,278	11	2014
Torrington	375.1	3,751	10	2011
North Haven	374.5	4,873	13	2015
Ansonia	366.9	5,137	14	2011
East Catholic	363.2	3,995	11	2014

Most Rushing Yards in a Game

School	Yards	Opponent	Year
Torrington	853	Sacred Heart	2012
Avon	707	WL/Suffield/EG	2014
NFA	676	Bacon Academy	2014
Hillhouse	652	Lyman Hall	2012
Torrington	637	Wolcott High	2011
Stonington	634	Bacon Academy	2008
St. Joseph	630	Ledyard	2013
Vinal Tech/Cog.	627	Rocky Hill	2004
Weaver	624	Glastonbury	1999
North Haven	597	Middletown	2015
Ansonia	596	Coginchaug	2013
Stratford	588	Immaculate	2005
Bloomfield	587	Wethersfield	1994
Sheehan	586	Lyman Hall	2016
Hillhouse	581	Branford	2012
West Haven	578	Ansonia	1968
Ansonia	570	Woodland	2007
Torrington	572	Crosby	2014
Joel Barlow	558	Notre Dame WH	2013
East Hartford	557	Enfield	1997
Bloomfield	556	Hall-W. Hartford	1994
Seymour	556	Sacred Heart	2008
Sheehan	556	Jonathan Law	2016
Joel Barlow	550	Gilbert/NWR	2013
Kennedy	546	Crosby	2012

Most Passing Yards in a Season

School	Yards	Gm	Avg.	Year
Cromwell	3,754	13	288.8	2011
Woodland	3,615	15	241.0	2013
New Canaan	3,571	12	297.6	2015
Southington	3,568	12	297.3	2005
Darien	3,501	13	269.3	2016
Darien	3,447	12	287.3	2015
Masuk	3,434	13	264.1	2010
Southington	3,371	12	280.9	1998
Bloomfield	3,344	13	257.2	2019
Southington	3,319	12	276.5	1999
New Canaan	3,311	12	275.9	2009
St. Paul	3,291	10	329.1	2013
Bunnell	3,286	11	298.7	2008

Highest Average Passing Yards in a Season

School	Avg.	Yards	Gms.	Year
St. Paul	329.1	3,291	10	2013
Southington	324.8	3,248	10	2000
Southington	324.6	3,246	10	2001
Fairfield Ludlowe	304.0	3,040	10	2018
Bunnell	298.7	3,286	11	2008
Sacred Heart/Kaynor	297.9	3,277	11	2016
St. Paul	297.7	2,977	10	2012
New Canaan	297.6	3,571	12	2015
Southington	297.3	3,568	12	2005
Bacon Academy	295.3	3,248	11	2014
Sacred Heart	292.5	3,218	11	2010

Most Yards Passing in a Game

School	Yards	Opp.	Year
Woodland Regional	615	Seymour	2012
New Canaan	599	Rippowam	1970
Southington	556	Cheshire	2001
New Canaan	547	Ludlowe	1969
Masuk	544	Pomperaug	2009
Sacred Heart/Kaynor	537	Woodland	2016
Foran	526	North Haven	2009
Bacon Academy	514	NFA	2014
Bunnell	512	Joel Barlow	2008
Masuk	511	Bethel	2009
Woodland	502	Naugatuck	2012
Foran	499	North Haven	2008
NFA	497	Glastonbury	2019
Bloomfield	489	Hall	2007
Southington	487	Maloney	2000
Southington	484	Bristol Central	2001
New Canaan	483	Trumbull	2015
Bunnell	481	Bethel	2008
Southington	480	Platt	2004
Southington	476	Hall	2009
Amity	465	Wilbur Cross	2008
Southington	463	Platt	1998
Darien	462	New Canaan	2015
Sacred Heart	457	Derby/O'Brien	2009
New Canaan	457	Ridgefield	2015
Coventry/WT	450	North Branford	2004
Foran	449	Guilford	2008
St. Paul	449	Hamden Hall CD	2012

Jim Shannon, Waterbury Republican American

Most Points in a Game (pre-1930)

School	Pts.	Yr.	Opp.
Norwich Free Academy	130	1902	Bulkeley-NLond.
Meriden	118	1919	Lewis
Stamford	106	1913	Paterson, NJ
Windham High	103	1923	Putnam
Stamford	102	1920	St. Francis Prep
Meriden	101	1915	Bristol
Torrington	101	1917	Simsbury
Norwich Free Academy	100	1903	Westerly, RI
Hartford Public	99	1904	Enfield
Stamford	99	1919	Hoboken, NJ
Hartford Public	98	1891	Wtby YMCA

Most Points in a Game (post-1930)

School	Pts.	Yr.	Opp.
Marianapolis Prep	108	1965	Windham Tech
West Haven	95	1968	Hamden
New London	90	2005	Griswold
New Britain	89	2003	Maloney
Wolcott High	88	2017	Torrington
St. Joseph's	84	2013	Ledyard
New Britain	83	2002	Bulkeley
Bloomfield	83	1998	Windsor
Ansonia	80	1937	Shelton
New Britain	80	2004	Manchester
Torrington	80	2011	St. Paul

Most Points in One Half

School	Pts.	Yr.	Opp.
Bloomfield	69	1999	Hall-W. Htfd.
New Britain	69	2003	Maloney
Ansonia	67	1977	Sacred Hrt.-Wtby
Ansonia	63	1988	Kennedy-Wtby
New Britain	63	2002	Platt
Naugatuck	63	2012	St. Paul
Torrington	61	2011	St. Paul
Southington	60	1999	Platt
West Haven	60	1968	Hamden
Torrington	60	1917	Simsbury

Most Points in One Quarter

School	Pts.	Qrt.	Year	Opp
New London	51	2	2005	Plainfield
New Britain	49	1	2003	Maloney
Windham High	46	4	2012	Fitch
West Haven	44	2	1968	Hamden
Naugatuck	42	2	2012	St. Paul
Seymour	42	1	2017	Derby
NFA	42	1	2017	Waterford
Southington	42	1	2016	Enfield
New Canaan	42	1	2015	Fair. Ludlowe
Torrington	41	1	1917	Simsbury
Sheehan	41	1	2017	Bassick
Torrington	40	2	2011	St. Paul

Points in a Game, both teams

142 -- Waterbury Career 72, Sacred Heart/KT 70 10-13-16
133 -- St. Joseph 84, Ledyard 49 Dec. 3, 2013
132 -- Torrington 75, Crosby 57 Nov. 22, 2014
130 -- NFA 130, New London 0 1902
125 -- Norwalk 68, Hamden 57 Sept. 8, 2017
122 -- Westerly, R.I. 122, Stonington 0 1917
122 -- Wolcott High 69, St. Paul 52 Oct. 30, 2015
120 -- Guilford 67, Jonathan Law 53 Nov. 5. 2010
119 -- Torrington 80, St. Paul 39 Oct. 7, 2011
119 -- Vinal Tech 71, Rocky Hill 48 Nov. 23, 2004
118 -- Seymour 68, Amity 50 Nov. 18, 1972
118 -- Meriden 118, Lewis-Southington 0 1919
118 -- Thames River 60, Woodstock 58 Nov. 24, 2016
118 -- Bristol Central 68, Tolland 50 Oct. 22, 2021
117 -- Hamden Hall 75, Harding 42 Nov. 15, 2012
117 -- Seymour 62, Holy Cross 55 Oct. 18, 2005
117 -- Derby 62, Wilbur Cross 55 Sept. 18, 1999
114 -- Berlin 64, St. Paul/GT/LM 50 Nov. 7, 2008
114 -- Stamford 68, Bullard Havens 46 Nov. 5, 1998
113 -- Conard 66, Hall 47 Nov. 21, 2015
112 -- NFA 74, Bacon Academy 38 Nov. 1, 2014
111 -- West Haven 59, Shelton 52 Nov. 11, 2016
110 -- Wolcott HS 88, Torrington 22 Nov. 9, 2017
110 -- St. Bernard/NT 64, Wolcott Tech 46 Oct. 17, 2014
109 -- No. Branford 70, Old Saybrk/WB 39 Oct. 12, 2012
109 -- Seymour 75, Branford 34 Nov. 1, 1969
108 -- Marianapolis Prep 108, Windham Tech 0 1965
106 -- Abbott Tech/Imm 68, Wolcott Tech 38 Nov. 29 2014
106 -- Derby 62, Seymour 44 Oct. 30, 2014
106 -- Kennedy 62, Crosby 44 Nov. 22, 2012
106 -- Branford 62, Jonathan Law 44 Oct. 19, 2012
106 -- Bunnell 64, Joel Barlow 42 Oct. 20, 2007
106 -- Hall 58, Wethersfield 48 Nov. 12, 1983
106 -- Stamford 106, Paterson, N.J. 0 1913
105 -- Crosby 56, St. Paul 49 Sept. 22, 2012
105 -- Torrington 58, Kennedy 47 Nov. 4, 2011
105 -- St. Joseph 55, Trinity Catholic 50 Oct. 9, 2010
105 -- Ansonia 70, Torrington 35 Nov. 7, 2003
104 -- East Catholic 72, Fermi 32 Sept. 12, 2014
104 -- North Haven 61, Foran 43 Nov. 2, 2007
104 -- Amity 61, Guilford 43 Oct. 5, 2012
103 -- NFA 63, New London 40 Nov. 27, 2014
103 -- St. Paul 55, Hamden Hall 48 Nov. 21, 2012
103 -- Torrington 67, Kennedy 36 Nov. 8, 2012
103 -- Naugatuck 70, St. Paul 33 Sept. 28, 2012
103 -- Masuk 68, Stratford 35 Nov. 10, 2006
103 -- Windham High 103, Putnam 0 1923

Overtime Games

Year	Score	OT	Date
2015:	East Haven 34, Hamden 31	4 OT	Sept. 18
2007:	Tolland 35, North Branford 34	4 OT	Sept. 27
2021:	Brien McMahon 20, Westhill 14	3 OT	Oct. 29
2008:	Hand 38, Wilbur Cross 35	3 OT	Nov. 7
2006:	Gilbert/NWR 14, Housatonic/Wam 12	3 OT	Nov. 23
2000:	North Branford 34, Morgan 31	3 OT	Oct. 13
2021:	Waterford 55, Stonington 54	2 OT	Oct. 29
2019:	Southington 21, Cheshire 20	2 OT	Nov. 28
2012:	SMSA/Univ 36, Stafford/EWins 30	2 OT	Oct. 20
2011:	Foran 47, Guilford 41	2 OT	Nov. 10
2011:	Avon 17, Housatonic/Wamogo 14	2 OT	Nov. 29
2009:	Branford 21, Foran 20	2 OT	Nov. 9
2008:	Wilbur Cross 18, Hyde 12	2 OT	Sept. 12

Scoring on First and final play of Game

Notre Dame-West Haven vs. St. Bernard's, Oct. 2, 1987. ND won, 37-35

Most Lead Changes

	Score	Date
12	Tolland 45, Platt High 44	Oct. 21, 2011
9	Notre Dame-WH 37, St. Bernard 35	Oct. 2, 1987
9	Coventry/WT 44, Enfield 38	Oct. 9, 2009

Biggest Comeback

Deficit	Team	Opponent	Date	Largest deficit	Final score
28 points	St. Joseph-Trumbull	Bassick	Oct. 19, 1974	Trailed 28-0 in 2Q	St. Joseph, 37-30
28	Bacon Academy	Windham HS	Oct. 2, 2010	Trailed 41-13 in 2Q	Bacon Acad., 48-47
28	Xavier	Hillhouse	Oct. 26, 2012	Trailed 49-21 in 4Q	Xavier, 50-49
28	Wolcott High	Seymour	Sept. 27, 2013	Trailed 26-0, 34-6 in 2Q	Wolcott, 48-41
28	Morgan	SMSA co-op	Oct. 15, 2021	Trailed 42-14 in 3Q	Morgan, 44-42
28	Masuk	New Fairfield	Oct. 29, 2021	Trailed 28-0 in 2Q	Masuk, 29-28
27	Xavier	North Haven	Oct. 28, 2017	Trailed 27-0 in 1Q	North Haven, 50-49 OT
25	St. Joseph	Ridgefield	Nov. 23, 2017	Trailed 35-10 in 4Q	St. Joseph 38-25
24	Glastonbury	Southington	Sept. 25, 2009	Trailed 38-14 at half	Glastonbury, 49-46
24	Enfield	Berlin	Oct. 31, 2008	Trailed 50-26 in 4Q	Enfield, 52-50
24	RHAM	Plainville	Oct. 6, 2018	Trailed 24-0 in 2Q	RHAM 32-24
22	New London	NFA	Nov. 23, 2017	Trailed 22-0 in 3Q	New London, 26-22
23	Holy Cross	Wtby Career	Oct 20 2018	Trailed 30-7 at half	Holy Cross 57-38

Gerry deSimas, Jr. ,Collinsville Press

Fewest Points Allowed in a Season

School	Pts.	Avg.	Gms	Year
Meriden*	0	0.0	7	1915
Plainville	0	0.0	7	1937
Naugatuck	0	0.0	6	1921
Canton	0	0.0	4	1942
Hillhouse	6	0.75	8	1931
West Haven	6	0.75	8	1935
Torrington	6	0.75	8	1939
Hillhouse	7	0.78	9	1937
Hillhouse	6	0.86	7	1927
East Haven	7	0.88	8	1951
Joel Barlow	8	0.89	9	1973
Joel Barlow	8	0.89	9	1974
Hartford Public	9	1.00	9	1906
Weaver-Hartford	7	1.17	6	1942
Torrington	10	1.00	10	1925
New Britain	12	1.33	9	1934
Lewis HS-Southington	12	1.33	9	1939
New Britain	12	1.33	9	1935
Notre Dame-W. Haven	12	1.33	9	1954
Plainville	12	1.33	9	1958
Lewis HS-Southington	13	2.17	6	1942
Naugatuck	14	1.40	10	1915
Naugatuck	15	1.66	9	1922

*Meriden also forfeited one game in which it led 13-0

Most Shutouts in a Season

School	Shutouts	Games	Year
Stamford	9	11	1913
Stamford	9	12	1914
St. Joseph-Trumbull	9	12	1980
Brookfield	9	13	2004
Joel Barlow	8	9	1973
Joel Barlow	8	9	1974
Plainville	8	9	1958
Naugatuck	8	10	1915
Bloomfield	8	11	1994
Cheshire	8	12	1995
Brien McMahon	8	12	1994
Fairfield Prep	8	12	1975
Plainville	7	7	1937

7 shutouts in 8 games: Meriden 1915; Naugatuck 1916; West Haven 1935; Torrington 1939; East Haven 1951
7 shutouts in 9 games: Southington 1972, West Haven 1940; New Britain 1935
7 in 10 games: Torrington 1925, Naugatuck 1928; Fairfield Prep 1965; Naugatuck 1971; Conard 1983, Naugatuck 1990;
7 in 11 games: Southington 1949, Southington 1984, Ansonia 1994
7 in 12 games: Woodland 2004, Ansonia 1995

Fewest Yards Allowed Rushing: Game

School	Yds.	Opponent	Year
Southington	-84	New Britain	Nov. 9, 1984
New Canaan	-65	B. McMahon	Sept. 17, 2021
Southington	-52	Cheshire	Oct. 18, 1980
Masuk	-51	New Canaan	Dec. 11, 2010
New Canaan	-49	Fairfield	
Southington	-47	Bulkeley co-op	Nov. 14, 2015
Southington	-46	Manchester	Sept. 22, 2017
Hyde-N. Haven	-42	NW Catholic	Nov. 30, 2004
Southington	-39	Bulkeley	Sept. 22, 1984
Stratford	-38	Kolbe	Sept. 23, 1972
Southington	-36	Bulkeley co-op	Nov. 11, 2016

Fewest Yards (Avg.) Allow, Rushing: Season

School	Avg. Yds	Gms.	Year
Bloomfield	9.5	12	1997
Weaver-Hartford	17.6	8	1969
Southington	35.5	11	1980
New Britain	39.5	12	2003
Fitch	43.6	10	2018
Weaver	49.2	10	1972
Southington	49.2	11	1984
Southington	55.8	9	1972
New London	57.4	13	2008
Bloomfield	57.8	13	1996
Fairfield Prep	59.1	11	1988
Lewis High-Southington	59.5	11	1949
Joel Barlow	60.8	9	1974
Bloomfield	61.9	11	1995

Fewest Total Yards (Avg.) Allowed: Season

School	Avg. Yds	Gms.	Year
Southington	79.7	11	1984
Southington	98.6	11	1980
Joel Barlow-Redding	101.2	9	1974
Weaver-Hartford	113.9	8	1967
Joel Barlow	120.7	9	1973
Lewis HS-Southington	120.8	11	1949
New Canaan	121.2	10	1994
Fairfield Prep	122.1	11	1988

TEAM RECORDS -- DEFENSE

Most Interceptions in a Season

School	INTs	Games	Year
Trumbull	33	12	2005
New Canaan	30	10	1970
St. Joseph-Trumbull	30	11	1981
Sheehan-Wallingford	28	11	1974
Haddam-Killingworth	28	13	2018
Bloomfield	28	13	2019
Xavier	27	11	2008
Maloney	27	13	2021
Sheehan	26	10	1975
Bloomfield	26	11	1995
Darien	26	12	1992
Valley Regional/OL	26	13	2013
Staples	26	13	2009
Woodland Regional	26	13	2005
Valley Regional/OL	26	13	2016
ATI co-op	26	11	2019

Most Interceptions in a Game

School	INTs	Opponent	Year
Notre Dame-Fairfield	8	Stam. Catholic	1969
Staples	8	Fair. Ludlowe	2010
Bloomfield	8	Bulkeley co-op	2019
New London	7	NFA	1968
Naugatuck	7	Wilby	1969
St. Joseph-Trumbull	7	Bunnell	1980
Ansonia	7	Weston	1989
Farmington	7	Plainville	1998
Bloomfield	7	Plainville	1998
Wilton	7	St. Joseph	2008
St. Joseph-Trumbull	7	Bassick	2008
Valley Regional/OL	7	Coginchaug	2014
Hillhouse	6	West Haven	1944
North Branford	6	Farmington	1973
Brien McMahon	6		1974
Brien McMahon	6	Norwalk	1975
Gilbert-Winsted	6	Housatonic	1975
New Canaan	6	Ludlowe	1983
Waterbury Career	6	Holy Cross	2018
St. Joseph	6	Berlin	2018

Most Interceptions for TD in a Game

School	INTs	Opponent	Year
Foran-Milford	3	Platt Tech	Nov. 18, 2010
Morgan	3	Stafford/EWins	Nov. 8, 2013
Granby	3	Gilbert/NWR	Nov. 2, 2018

Most Fumble Recoveries in a Season

School	Rec	Games	Year
Bloomfield	34	12	1997
Bloomfield	27	11	1995
Bristol Eastern	26	11	1996
Southington	25	11	2007
Southington	25	13	2013
Bloomfield	25	13	1996
New Canaan	24	13	1996
St. Joseph	21	9	1976
St. Joseph	21	12	1978
Simsbury	20	12	2008
Greenwich	20	13	2018
Bloomfield	19	11	1994
New Canaan	19	13	2010
Avon	19	11	2009
Stafford/EW/Somers	19	12	2018
Weaver-Hartford	18	11	1995
Weaver	18	13	1996
Bloomfield	18	13	2018

Most Fumble Recoveries in a Game

School	Rec	Opponent	Year
Farmington	9	Avon	1974
Canton	8	Gilbert	1952
Bloomfield	7	Glastonbury	1997
Granby	7	Coventry co-op	2018
St. Joseph-Trumbull	6	Bassick	1971
New Canaan	6	Rippowam	1981
Bristol Eastern	6	Bris. Central	1996
New Canaan	6	Westhill	1997
Coventry/Windham Tech	6	Gilbert/NWR	2011
Capital Prep/AF	6	Windham	2019

Most Fumble Rec. for a TD in a Game

School	Rec	Opponent	Year
Capital Prep/AF	4	Windham	2019

Most Sacks in a Game

School	Rec	Opponent	Year
Westhill	16	Trumbull	2017
Greenwich	13	Ridgefield	2018
E.O. Smith	12.5	Wethersfield	2017
Cromwell/Portland	12	Stafford/Som/EW	2015
Bloomfield	12	NW Catholic	2019
Shelton	12	West Haven	2019
Rockville	11	Gilbert/NWR	2019
Staples	11	Trumbull	2011
Manchester	10	Windham	1983
Naugatuck	10	Ansonia	2010
Southington	10	NFA	2013
Bloomfield	10	Seymour	2015
Cromwell/Portland	10	SMSA/University	2015
East Catholic	10	Plainville	2016
East Catholic	10	Tolland	2016
Newtown	10	NFA	2019
New Canaan	9.5	Darien	2013

Most Sacks in a Season

School	Sacks	Games	Avg.	Year
Greenwich	65	13	5.0	2017
Staples	62	13	4.7	2011
Darien	59	13	4.5	2014
New Canaan	57.5	15	3.8	2013
Greenwich	57	13	4.4	2018
Darien	54.5	13	4.1	2019
Darien	54	13	4.1	2016
Cromwell/Portland	53	10	5.3	2015
Bloomfield	52	13	4.0	2015
Bloomfield	49	13	3.7	2019
Shelton	47	10	4.7	2019

■ Paul Johnsen of Hillhouse scores a touchdown in Hillhouse's 13-0 win over West Haven on Thanksgiving in Yale Bowl in 1939.

Largest Crowds

Largest crowds to see a high school football game in Connecticut.

■ 40,504 at Yale Bowl
Hillhouse 20, West Haven 6 — Nov. 25, 1948

■ 35,242 at Yale Bowl
Hillhouse 28, West Haven 18 — Nov. 27, 1947

■ 32,494 at Yale Bowl
Hillhouse 6, West Haven 6 — Nov. 28, 1946

■ 25,421 at Yale Bowl
Hillhouse 19, West Haven 7 — Nov. 24, 1949

■ 22,946 at Yale Bowl
Hillhouse 26, West Haven 6 — Nov. 23, 1950

Photo courtesy of Joe Mulshine

HISTORICAL

Career, Season, Single Game

Coaching: Most Wins
Coaching: Win Percentage
Recent League Champions
Waskowitz Trophy
Top Teams: 1880s-1945
CIAC Merit Awards (1946-80)
State Sportswriters Poll
State Coaches Poll
Results: CIAC Championship Games
Results: CIAC Playoffs

Gerry deSimas, Jr. photo

Most Coaching Wins in a Career

Coach	School(s)	Wins	Pct.	Years	Career record
x-Lou Marinelli	**New Canaan**; Yorktown NY; Mamaroneck NY	369	.765	1976, 1979-2021	369-111-7
Ed McCarthy	West Haven; St. Joseph-Trumbull	331	.728	1971-2014	331-119-9
Bill Mignault	Ledyard; Waterford	321	.707	1959-63, 1966-2007	321-130-5
Mike Ornato	Greenwich; Port Chester NY, Waterloo NY	266	.761	1963-96	266-79-9
Rich Albonizio	Greenwich; Trinity Catholic; Port Chester NY	265	.712	1979-2014	265-104-6
Jerry McDougall	Trumbull; Central Catholic	265	.674	1961-97	265-126-8
Rob Trifone	Darien; Brien McMahon	252	.743	1988-04, 2007-19	252-86-2
x-Jude Kelly	**Weaver**, St. Paul; Southington; E. Catholic	250	.584	1978-2019	250-177-2
Al Pelligrinelli	Berlin; St. Paul	247	.687	1967-2003	247-103-13
Frank Robinson II	..Hall-W. Hftd; White Plains NY, Rye NY	233	.656	1949-87	233-118-8
Earl Lavery	Fairfield Prep	230	.804	1965-92	230-53-8
Michael Boyle	Stamford	229	.809	1907-38	229-40-14
x-Marce Petroccio	**Trumbull**; Staples	225	.718	1993-2020	225-88
Steve Filippone	Hand	223	.725	1989-2016, 2020	223-82-5
Craig Peters	Naugatuck	215	.738	1973-2000	215-75-2
Paul Sponheimer	Seymour	210	.673	1980-2008	210-102
Ted Knurek	Penney; Weaver; Plainville	210	.655	1945-56, 1962-83	210-105-11
Jim Buonocore, Sr.	New London	208	.682	1969-98	208-95-8
Mike Emery	Fitch-Groton; Montville	195	.703	1982-2002, 2008-12	195-81-2
Jack Hunt	Ansonia	193	.881	1987-2005	193-26
x-Rob Fleeting	**Windsor**; Weaver-Hartford	192	.786	1999-2021	192-51-2
Bob McKee	Conard-West Hartford; Hall	191	.629	1951-83	191-91-15
Paul Kuczo, Sr.	Stamford	191	.699	1938-57	191-70-24
Rob Cersosimo	Conard	186	.608	1984-2013	186-118-3
x-Kevin Callahan	**Ridgefield,** ND-Fairfield, B. Havens	182	.594	1999-2014, 2016-21	182-122-3
Frank Crisafi	East Haven	181	.729	1948-78	181-63-8
x-Tom Brockett	**Ansonia**	180	.923	2006-21	180-15
Ron Carbone	Hamden Hall; Hamden HS; Ansonia; Derby	180	.710	1963-92, 2007-10	180-73
Tom Marcucci	Notre Dame-WH	179	.678	1983-97, 09-16	179-82-6
Charles Jarvis	Ansonia	175	.686	1938-66	175-77-12
Brian Crudden	Windham High	172	.533	1985-15	172-149-3
x-Joe DellaVecchia	**St. Joseph**	169	.647	1998-2021	169-92
x-Tony Sagnella	**North Haven**; North Branford	168	.563	1993-2021	168-129-2
Bill Eaton	Loomis Chaffee; Pulaski-N. Britain	167	.543	1961-97	167-136-8
Jack Cochran	Harding; New London; N. Britain; Bloomfield	163	.835	1992-2005, 2007-08, 2013	163-31-2
John Murphy	New Milford; Masuk-Monroe	163	.797	1997-2013	163-41-1
Pete Kohut	Newtown; New Fairfield	163	.693		163-70-8
Tom Fujitani	Wilton	163	.517	1969-2000	163-147-10
Rob Szymaszek	Maloney-Meriden	160	.623	1976-2001	160-91-13
Sal Morello	Middletown; Cromwell	156	.795	2002-21	156-40
Bob Zito	Maloney; Weston; Stratford; Newtown	156	.635	1990-2012	156-89-1
Phil Ottochian	Lyman Hall-Wallingford	156	.486	1967-99	156-193-3
Pat Scelza	Windsor Locks	156	.402	1972-2010	156-230-3
Ray Tellier	Notre Dame-WH; Wilbur Cross	155	.647	1950-76	155-82-11
Tim King	Valley Regional/Old Lyme	153	.624	1997-2020	153-92
John Janenda	Seymour; Notre Dame; Amity	153	.554	1948-66	
Larry McHugh	Xavier-Middletown	152	.799	1963-83	152-36-6
Chuck Drury	Pomperaug	152	.553	1976-87, 96-10	
Ed Ferrigno	Windham High	148	.560	1958-84	148-113-6
Tom Dunn	Rockville	148	.554	1979-2004	148-115-8
Tom Ryan	Platt-Meriden	147	.526	1980-2006	147-130-4

x-**active coach**

Continued on page 49

Rich

MOST COACHING WINS IN A CAREER, PAGE II

Coach	School(s)	Wins	Pct.	Years	Career record
Rich Angarano	Brookfield	144	.639	1999-2018	144-81-1
Len Corto	New Britain; South Catholic	144	.534	1974-2000	
Dennis O'Rourke	Haddam-Killingworth	142	.439	1982-2013	142-180-2
Larry Ciotti	Hand-Madison	141	.768	1971-88	141-42-2
Walter Czekaj	Stratford; Norwalk	141	.643	1977-98	141-78-1
Bill Gargano	Watertown	140	.619	1967-89	140-86
Steve Woods	Old Saybrook; Valley Regional	139	.545	1979-2004	139-89-2
Bill McAllister	Ansonia; Derby	138	.788	1967-83	138-36-3
Anthony Apisso	New Britain	138	.737	1957-76	138-43-6
x-Craig Bruno	**Amity**; Naugatuck; Bunnell	138	.678	2001-16, 2018-21	138-65-1
Dave Coyne	Rocky Hill; Central Catholic	138	.549	1973-83, 2000-13	138-109-8
John Skubel	Middletown; Woodrow Wilson; Maloney	137	.676	1969-72, 1979-95	137-63-5
Joe Fontana	Lewis/Southington	135	.727	1932-54	135-43-13
Walt Sherwin	Montville	131	.516	1973-98	
Ralph McCarroll	South Windsor	131	.504	1971-97	
Jim Buonocore, Jr.	Ledyard; Fitch; Stonington	130	.697	1999-15	130-56-1
Bob Maffei	Trumbull	130	.628	1998-2017	130-77
x-John Acquavita	**Wilbur Cross**; Hyde	130	.536	1998-2021	130-112-1
Glenn McLellan	Avon	130	.526	1966-91, 1994	130-116-2
Jeff Roy	Shelton	129	.737	2004-19	129-46
x-Mark Basil	**North Branford**	128	.625	2002-21	127-76
x-Tony Bonito	**Prince Tech**, Coventry; Glastonbury; Fermi	127	.475	1997-2019	127-138-4
Mark Ecke	Danbury; Cheshire	123	.666	1995-2011, 2014	123-60-3
Sean Marinan	Xavier	121	.726	2002-16	121-45-1
Waino Fillback	Middletown	121	.625	1944-67	121-71-10
x-Frank Robinson III	**Hall**	117	.514	1999-2021	117-110-1
Lou DeFilippo	Derby	116	.779	1968-82	116-30-8
David Mills	Bristol Eastern	116	.494	1965-89	116-114-9
Johnny Newell	Hartford Public	115	.564	1919-46	115-87-14
Ed Finn	Shelton	114	.690	1939-41, 46-61	114-47-15
Joe Anzalone	Stamford Catholic; Immaculate	114	.603	1965-83	
x-Pat Smith	**Plainfield**	113	.525	2000-21	113-102
Dom D'Angelo	Southington	113	.563	1967-87	
John Maher	Darien	110	.714	1945-65	110-41-10
Babe Allen	Bulkeley	110	.526	1926-63	110-98-19
Roland Morrison	Simsbury	109	.712	1958-76	109-43-2
Pete Barbarito	Wilbur Cross	106		1975-94	
Mike Sangster	Darien	105	.774	1987-98	105-30-2
Michael Tyler	Northwest Catholic	104	.647	2000-14	104-56-1
Mike Guy	Canton; Housatonic	104	.370	1975-2003, 2016	104-173-7
x-Chad Neal	**Killingly**, Putnam	103	.520	2003-21	103-95
Steve George	Seymour; Newtown	102	.796	2007-16, 2018	102-26
Joe Grace	Simsbury	102	.587	1990-2006	102-71-1
Christy Hayes	St. Joseph-Trumbull	101	.653	1982-97	101-53-4
x-Ty Outlaw	**Bloomfield**	100	.787	2010-21	100-27

x-Active coach.
Current team in bold

Highest Career Winning Percentage

Minimum 40 games

Coach	School(s)	Pct.	W	L	T	Years
x-Thomas Brockett	**Ansonia**	.923	180	15	0	2006-21
Joe Orsene	Southington	.917	50	4	1	1961-66
Jack Hunt	Ansonia	.881	193	26	0	1987-2005
Charlie Bertero	Naugatuck	.848	42	6	3	1968-72
x-Mike Drury	**Southington**	.859	98	16	0	2011-21
Jack Cochran	Harding; N London; N Britain; Blmfd	.835	163	31	2	1992-2005, 2007-08, 2013
Steve Addazio	Cheshire	.813	61	12	5	1988-95
Michael Boyle	Stamford	.809	229	40	14	1907-38
Earl Lavery	Fairfield Prep	.804	230	53	8	1965-92
Larry McHugh	Xavier-Middletown	.799	152	36	6	1963-83
John Murphy	New Milford; Masuk-Monroe	.797	163	47	1	1997-2013
Steve George	Seymour; Newtown	.796	102	26	0	2007-16, 2018
Sal Morello	Middletown; Cromwell	.795	156	46	0	2002-21
Bob Lynch	New Canaan	.793	45	11	2	1970-75
Bill McAllister	Ansonia; Derby	.788	138	36	3	1967-83
x-Ty Outlaw	**Bloomfield**	.787	100	27	0	2010-21
x-Rob Fleeting	**Windsor**; Weaver-Hartford	.786	192	51	2	1999-2021
John Marinelli	Greenwich	.782	36	10	0	2015-18
Lou DeFilippo	Derby	.779	116	30	8	1968-82
Joe Benanto	Shelton	.777	85	24	1	1994-2003
Marshall Davis	New Britain	.777	35	8	5	1907-12
Mike Sangster	Darien	.774	105	30	2	1987-98
Larry Ciotti	Hand-Madison	.768	141	42	2	1971-86
Bill Mella	Southington	.767	43	13	0	2005-09
Chick Shea	New Britain	.760	70	14	8	1932-41
Mike Ornato	Greenwich; Port Chester NY	.761	266	79	9	1966-96
x-Lou Marinelli	**N. Canaan**; Yrktwn; Mamaroneck NY	.756	369	111	7	1976, 1979-2021
x-Kevin Frederick	**Maloney**	.750	60	20	0	2014-21
Charlie DiCenso	Derby	.745	79	27	0	1983-92
Rob Trifone	Darien; Brien McMahon-Norwalk	.743	252	86	2	1987-2004, 2007-19
Jake Grenier	Woodrow Wilson-Middletown	.741	46	11	0	1933-41
Craig Peters	Naugatuck	.738	215	75	2	1973-2000
Anthony Apisso	New Britain	.737	138	43	6	1957-76
Jeff Roy	Shelton	.737	129	46	0	2004-19
Joe Rosano	Glastonbury	.731	38	14	0	1987-91
Frank Crisafi	East Haven	.729	181	63	8	1948-78
Ed McCarthy	West Haven; St. Joseph	.728	331	119	9	1971-2014
Joe Fontana	Lewis/Southington	.727	135	43	13	1932-54
Sean Marinan	Xavier	.726	121	45	1	2002-16
Steve Filippone	Hand-Madison	.725	223	82	5	1989-2016, 2020
Bobby Gibson	Bloomfield	.719	32	12	1	2001-04
x-Marce Petroccio	**Trumbull**; Staples	.718	225	88	0	1993-2021
John Capodice	Berlin	.717	99	39	0	2004-15
Ray Legenza	Naugatuck	.716	90	33	9	1953-67
x-Brian Mazzone	**Stafford**	.716	48	19	0	2015-21
John Maher	Darien	.714	110	41	10	1945-65
George Cassidy	New Britain	.713	61	23	3	1921-31
Rich Albonizio	Greenwich; Trin Cath; Prt Chester NY	.712	265	104	6	1990-2014
Roland Morrison	Simsbury	.712	109	43	2	1958-76
Ron Carbone	Hamden Hall; Hamden HS; Ansonia; Derby	.711	180	73	0	1963-92, 2007-10

x-Active coach.
Current team in bold

Active Coaches

Top winning percentage

Coach	Pct.
T. Brockett, Ansonia	.923
M. Drury, Southington	.859
T. Outlaw, Bloomfield	.787
R. Fleeting, Windsor	.786
L. Marinelli, N. Canaan	.765
K. Frederick, Maloney	.750
M. Petroccio, Trumbull	.718
B. Mazzone, Stafford	.716
K. Hellstem, Fair. Prep	.696
C. Bruno, Amity	.678

Continued on page 51

HIGHEST CAREER WINNING PERCENTAGE, PART II

Coach	School(s)	Pct.	W	L	T	Years
Bill Mignault	Ledyard; Waterford	.707	321	130	5	1959-63, 1966-2007
Steve Kaplanis	Immaculate-Danbury	.705	61	24	3	1997-2004
Mike Emery	Fitch; Montville	.703	195	81	2	1982-2002, 2008-12
Chris Anderson	Woodland Reg.-Beacon Falls	.700	56	24	0	2002-07, 2015
Paul Kuczo, Sr.	Stamford	.699	191	70	24	1939-57
Jim Buonocore, Jr.	Ledyard; Fitch; Stonington	.697	130	56	1	1999-2015
Joe Humphrey	Putnam	.697	60	26	0	1992-2001
x-Keith Hellstern	**Fairfield Prep**	.696	46	20	0	2015-21
Peter Kohut	Newtown; New Fairfield	.693	163	70	8	
Peter Dranginis	Torrington	.693	35	15	1	1946-48, 1950-52
Gary Engler	Joel Barlow	.692	63	28	0	1964-74
Ed Finn	Shelton	.690	114	47	15	1939-41, 1946-61
Al Pelligrinelli	Berlin; St. Paul	.687	247	103	13	1967-2003
x-Craig Bruno	**Amity**; Naugatuck; Bunnell	.678	138	65	1	2001-16, 2018-21
Charles Jarvis	Ansonia	.686	175	77	12	1938-66
Ken Kezer	New Britain	.686	48	20	2	1977-83
Tom Marcucci	Notre Dame-West Haven	.685	179	82	6	1981-98, 2009-16
Jim Buonocore, Sr.	New London	.682	208	95	8	1969-98
John Skubel	Middletown; W. Wilson; Maloney	.676	137	63	5	1969-72, 79-85
Jerry McDougall	Trumbull	.674	265	126	8	1961-97
Ed Collins	Woodrow Wilson	.674	56	25	4	1945-55
Paul Sponheimer	Seymour	.673	210	102		1980-2008
Peter Pfeffer	Glastonbury	.671	51	25	0	2004-10
x-Keith Tautkus	**Ellington**	.652	90	48	0	2001-12, 2021
Tom Taylor	Brookfield	.663	81	40	3	1987-98
Joe Brosley	Fairfield Prep	.663	55	27	3	1956-64
Mark Ecke	Danbury; Cheshire	.662	123	60	3	1995-2011, 2014
John DeCaprio	Notre Dame-W.H.	.662	66	39	0	1999-2012
Scott Daniels	Glastonbury	.659	58	30	0	2011-18
Frank Robinson II	Hall, White Plains NY, Rye NY	.656	233	118	8	1949-87
Ted Knurek	Penney; E. Htford; Weaver; Plainville	.655	210	105	-11	1945-56, 1962-83
Art Stewart	Ansonia	.654	39	18	11	1930-37
Bill Loika	Hartford Public	.649	25	12	3	1947-51
Mike Phelan	Holy Cross	.648	62	38		2000-08
x-Joe DellaVecchia	**St. Joseph**	.647	169	92	0	1998-2021
Ray Tellier	Notre Dame; Wilbur Cross	.647	155	82	11	1950-76
Michael Tyler	Northwest Catholic	.647	104	56	1	2000-14
Christy Hayes	St. Joseph-Trumbull	.647	101	53	4	1982-87
Tom Hunt	West Haven	.647	80	43	3	1970-82
x-Jeff Papazian	**Bristol Central**	.647	46	25	0	2015-21
Joe Lato	Masuk	.646	42	23	0	2014-20
Walter Czekaj	Stratford; Norwalk	.643	141	78	1	1977-98
x-John Johnson	**ND-Fairfield**; Bullard Havens	.642	88	49	0	2008-21
x-Jason Pace	**Newington**; Wolcott High	.642	70	39	0	2011-21
Bob Zito	Newtown; Stratford; Weston; Maloney	.635	156	89	1	1990-2012
Bruce Kasenetz	Torrington	.635	47	27	0	1981-87
x-Scott Benoit	**E. Haven**; Hamden; Guilford; No. Branfd	.634	85	49	0	1997-01, 2005-09, 2018-21
Robert McKee	Conard; Hall	.629	191	105	15	1949-83
Jack Casagrande	Brien McMahon	.629	78	45	5	1974-86
Robert Frost	Torrington	.629	51	30		1973-80
Bob Maffei	Trumbull	.628	130	77	0	1998-2016
Joe Cottone	Wethersfield	.628	72	41	3	1960-73
Paul Philippon	Bristol Eastern; Canton	.627	59	34	2	2004-08, 2012-15

LEAGUE CHAMPIONSHIPS

Recent League champions

CCC Tier I
21 Maloney, Hall

CCC Tier II
21 Windsor

CCC Tier III
21 Bloomfield

CCC Tier IV
21 Avon

ECC- Division I
21 Fitch
19 NFA
18 NFA
17 NFA
16 NFA

ECC- Division II
21 Woodstock Academy
19 Waterford
18 Killingly
17 Bacon Academy, Montville, Stonington
16 Waterford, Bacon Academy, Stonington

ECC- Division III
21 Killingly
19 Griswold/Wheeler
18 Griswold
17 Killingly
16 Killingly

FCIAC
21 **East:** Darien and New Canaan; **West:** St. Joseph
19 St. Joseph
18 Greenwich
17 Greenwich
16 Darien
15 Darien
14 Darien
13 New Canaan
12 Staples

Recent divisional champions
Division I: 18: Greenwich; 17: Greenwich
Division II: 18: Darien; 17: Darien
West: 19: Darien; 16: New Canaan; 15: New Canaan; 14: Danbury, Greenwich, Staples; 13: Staples, Trumbull, Greenwich
Central: 14: Brien McMahon; 13: Ridgefield
East: 19: St. Joseph; 16: Darien; 15: Darien; 14: Darien; 13: Darien, New Canaan, St. Joseph

CT Technical Conference
21 Cheney Tech
19 Bullard Havens
18 Bullard Havens
17- Bullard Havens

SCC Tier I
21 Fairfield Prep
19 Hand
18 Shelton
17 Shelton
16 West Haven

SCC Tier II
21 Hamden
19 Cheshire
18 Hand
17 Hand
16 Hillhouse

SCC Tier III
21 Branford, Jonathan Law
19 East Haven, Branford
18 Sheehan
17 Sheehan
16 Sheehan

Southwest Conference
21 Masuk
19 **East:** Newtown: **North:** New Fairfield; **South:** Weston
18 **Div. I:** Newtown; **Div. 2:** Brookfield
17 **Div. I:** Masuk, Bunnell, Newtown; **Div II:** Joel Barlow
16 Newtown
15 New Fairfield
14 Newtown
13 Newtown
12 Newtown

Recent divisional champions
Colonial: 16: Newtown; 15: Newtown; 14: Newtown; 13: Newtown
Patriot: 16: New Fairfield; 15: Brookfield; 14: Brookfield; 13: Oxford
Yankee: 13: Bethel, Brookfield, Joel Barlow

Naugatuck Valley Lg.
21 Naugatuck*; **Brass:** Holy Cross; **Copper:** Ansonia; **Iron:** Torrington
19 **Brass:** Holy Cross; **Copper:** Ansonia; **Iron:** Torrington
18 **Brass:** Holy Cross; **Copper:** Ansonia*; **Iron:** Naugatuck
17 **Brass:** Holy Cross, Kennedy; **Copper:** Ansonia; **Iron:** Naugatuck
16 **Brass:** Kennedy; **Iron:** Wolcott; **Copper:** Ansonia
15 **Brass:** Crosby; **Iron:** Torrington; **Copper:** Ansonia
14 **Brass:** Holy Cross; **Copper:** Ansonia; **Iron:** Wolcott
13 Ansonia

***Overall NVL champion**

Pequot Conference
21 Cromwell/Portland
19 Rockville
18 Stafford/EW/Somers
17 Coventry/WT/Bolt/Lyman
16 Cromwell/Portland
15 Granby
14 Valley Regional/Old Lyme
13 Valley Regional/Old Lyme

Recent divisional champions
Sassacus: 21: Cromwell/Portland; 18: HK; 17; Valley Reg/OL and Cromwell/Portland; 14: Valley Reg/OL
Uncas: 21: Rockville, Granby/Canton; Stafford/EW/Somers; 18: Stafford/EW/Somers; 17: Coventry/WT/Bolton/Lyman; 14: Canton
East: 16: Ellington; 15: Ellington
West: 16: Gilbert/NWR; 15: Granby; 13: Gilbert/NWR
North: 16: Cromwell/Port; 13: Ellington/Somers
South: 16: Valley Reg/OL; 15: Morgan; 13: Valley Reg/OL

Discontinued Leagues

CCC Division I East
19 Enfield
18 East Hartford
17 South Windsor
16 Glastonbury
15 Glastonbury
14 Glastonbury
13 Glastonbury

CCC Division I West
19 Southington
18 Southington
17 Southington
16 Southington
15 Southington
14 Southington
13 Hall

CCC Division II East
19 Windsor
18 Windsor
17 Middletown
16 Windsor
15 Windsor
14 Wethersfield
13 Wethersfield

CCC Division II West
19 Maloney, Wethersfield
18 Platt High
17 Maloney
16 Platt HS, Maloney, Bristol Central
15 Wethersfield
14 Windsor
13 Middletown

CCC Division III East
19 Berlin
18 Berlin
17 Berlin
16 Berlin
15 Avon
14 Berlin
13 Platt High

CCC Division III West
19 Bloomfield
18 Bloomfield
17 Rocky Hill
16 Bloomfield
15 Bloomfield
14 N.W. Catholic
13 Rocky Hill

ECC Large
15 Bacon Academy
14 Norwich Free Academy
13 New London

ECC Medium
14 Ledyard
13 Ledyard, Stonington

ECC Small
15 Killingly
14 Windham
13 Griswold

Constitution State
16 Capital Prep/FA
15 Warren Harding
14 Capital Prep/FA
13 Capital Prep/Classical/FA

SCC Div. I East
15: Notre Dame-WH; 14: Cheshire, ND-WH; 13: West Haven

SCC Division I West
15: Shelton; 14: Shelton
13: Fairfield Prep

SCC Division II East
15: North Haven; 14: No. Haven; 13: No. Haven

SCC Division II West
15: Hillhouse; 14: Law, Hillhouse, Branford; 13: Guilford

LEAGUE CHAMPIONSHIPS

League championship games

Naugatuck Valley League

2013: Ansonia 48, Woodland 7
2012: Ansonia 56, Woodland 26
2011: Ansonia 33, Holy Cross 0
2010: Naugatuck 38, Ansonia 20
2009: Holy Cross 28, Wolcott 9
2008: Ansonia 42, Kennedy 14
2007: Ansonia 41, Woodland 0
2006: Ansonia 27, Holy Cross 13
2005: Woodland 21, Holy Cross 14, OT
2004: Woodland 27, Seymour 22
2003: Ansonia 49, Naugatuck 0

1994: Ansonia 28, Naugatuck 21, OT
1993: Naugatuck 22, Ansonia 0
1992: Ansonia 28, Holy Cross 7
1991: Holy Cross 6, Ansonia 0
1990: Ansonia 20, Naugatuck 14
1989: Ansonia 14, Naugatuck 7
1988: Naugatuck 28, Sacred Heart 21, OT
1987: Torrington 19, Ansonia 18

FCIAC championship

2015: Darien 28, New Canaan 21
2014: Darien 28, New Canaan 21, OT
2013: New Canaan 31, St. Joseph 20
2012: Staples 48, Greenwich 30
2011: Staples 31, Greenwich 27
2010: Darien 17, Trumbull 7
2009: Staples 14, Bridgeprt Central 10
2008: New Canaan 28, Darien 20
2007: Greenwich 37, Staples 0
2006: Greenwich 28, New Canaan 0
2005: Trumbull 14, Staples 0
2004: Greenwich 43, Bridgeport Central 27
2003: Staples 35, Danbury 0
2002: Greenwich 24, New Cannan 14
2001: Greenwich 40, Danbury 6
2000: New Canaan 21, Greenwich 20
1999: New Canaan 14, Greenwich 9
1998: Darien 28, Norwalk 13
1997: Staples 21, Darien 18
1996: Greenwich 28, Danbury 0
1995: Brien McMahon 17, Wilton 9
1994: Brien McMahon 15, Wilton 14
1993: New Canaan 26, Danbury 0
1992: Darien 13, Greenwich 6
1991: Greenwich 21, New Canaan 7
1990: Danbury 28, Darien 13
1989: Trumbull 24, Greenwich 6
SF: Trumbull 21, Danbury 7
SF: Greenwich 31, Darien 6
1988: Wilton 19, Greenwich 7
SF: WIlton 21, Norwalk 12
SF: Greenwich 7, New Canaan 6
1987: Greenwich 42, Darien 7
1986: Trumbull 24, New Canaan 0
SF: New Canaan 19, Greenwich 6
SF: Trumbull 24, Brien McMahon 8
1985: Brien McMahon 22, Wilton 8
1984: Stamford Catholic 20, Wilton 18
1983: Greenwich 21, Ridgefield 13
1982: Greenwich 9, Trumbull 7
1981: Greenwich 7, Trumbull 6
1980: Trumbull 13, Rippowam 6
1979: Darien 17, Greenwich 0
1978: McMahon 12, Wilton 7
1977: Trumbull 9, Stamford Catholic 6
1976: Danbury 10, Trumbull 6
1975: Staples 21, McMahon 7
1974: Greenwich 23, Staples 14
1973: Danbury 20, New Canaan 12
1972: New Canaan 16, Greenwich 8
1971: Stamford 20, New Canaan 13
1970: Stamford 47, New Canaan 14
1969: New Canaan 24, Stamford 12
1968: New Canaan 18, Danbury 6
1967: Staples 8, Stamford Catholic 0
1966: Stamford Catholic 32, Rippowam 6

SWC championship

2014: Newtown 42, Brookfield 0
2013: Newtown 28, Brookfield 7
2012: Newtown 21, Masuk 14
2011: Masuk 46, Newtown 7
2010: Masuk 42, Newtown 0
2009: Pomperaug 38, Masuk 23
2008: Brookfield 28, Newtown 7
2007: Bunnell 25, Masuk 16
2006: Bunnell 42, Masuk 27
2005: Brookfield 28, Notre Dame-Fairfield 14
2004: Pomperaug 17, Brookfield 0
2003: Masuk 40, Immaculate 7
2002: Pomperaug 17, Immaculate 13
2001: Foran 7, New Milford 6
2000: Masuk 14, Bunnell 7
1999: Masuk 24, Immaculate 10
1998: Masuk 21, Stratford 0
1997: Newtown 52, Stratford 14
1996: Newtown 28, Masuk 0

Western Conn. Conference

1995: Brookfield 33, Masuk 6
1994: Brookfield 32, Newtown 0
1993: Brookfield 35, Bethel 6
1992: Newtown 13, New Fairfield 8
1991: Newtown 32, Immaculate 2
1990: New Fairfield 20, Weston 0
1989: Bethel 6, Weston 0
1988: Bethel 21, Immaculate 19
1987: Bethel 35, Joel Barlow 13
1986: Immaculate 14, Masuk 0
1985: Immaculate 21, Bethel 6
1984: Bethel 16, Immaculate 10
1983: Bethel 14, New Fairfield 6
1982: Masuk 29, New Fairfield 28, OT
1981: Newtown 32, New Fairfield 6
1980: Newtown 21, Immaculate 0

Metropolitan Bridgeport Interscholatic Athletic Conference (MBIAC)

1982: St. Joseph-Trumbull 13, Fairfield Prep 7
1981: St. Joseph 7, Fairfield Prep 6
1980: Fairfield Prep 7, St. Joseph 0
1979: Fairfield Prep 13, St. Joseph 12
1978: St. Joseph 24, Fairfield Prep 17
1977: Fairfield Prep 21, St. Joseph 0
1976: Warren Harding 27, Fairfield Prep 7
1975: Fairfield Prep 21, Warren Harding 0
1974: Stratford 7, Warren Harding 6
1973: Fairfield Prep 21, Warren Harding 6

Thanksgiving

Longest rivalries

■ **161 games (1911 to present): Stonington vs. Westerly, R.I.** Stonington leads series, 74-70-17. (Westerly credited with two forfeit victories. National record for most games).
2018: Westerly 61, Stonington 0
2019: Westerly 28, Stonington 7
2021: Westerly 28, Stonington14

■ **160 games (1875 to present): NFA vs. New London.** NFA leads series, 80-68-11 Thanksgiving Day series began with NFA vs. Bulkeley School for Boys in New London in 1875 and continued until 1951 when Bulkeley merged with Chapman Tech in New London to become New London High.
2018: NFA 40, New London 7
2019: NFA 49, New London 12
2021: NFA 9, New London 8

■ **121 games: Ansonia vs. Naugatuck.** Ansonia leads 76-35-10
2018: Ansonia 34, Naugatuck 22
2019: Ansonia 52, Naugatuck 8
2021: Naugatuck 14, Ansonia 7

■ **109 games: Shelton vs. Derby.** Shelton leads series, 58-43-7
2018: Shelton 62, Derby 6
2019: Shelton 35, Derby 0
Series ended 2021

■ **99 games: Bridgeport Central vs. Harding-Bridgeport.** Harding leads series, 57-38-4.
2018: Harding 46, Bridgeport Central 12
2019: Harding 30, Bridgeport Central 3
2021: Harding 54, Bridgeport Central 14

■ **91 games: Hartford Public vs. Weaver.** Hartford leads series, 49-38-4. Series inactive 2014-21
2011: Hartford Public 54, Weaver 12
2012: Hartford Public 36, Weaver 0
2013: Hartford Public 20, Weaver 0
2014: Hartford Public 41, Weaver 14

POST SEASON AWARDS

Player of the Year

Player of Year selections from the *New Haven Register.*

1934 – Edward Zimkus, T, Stamford
1935-36 – no award
1937 – Daniel Morelli, B, Stamford, and Fillmore Avdevich, B, NFA
1938 – Charles Weiss, B, NFA
1939 – Charles Weiss, B, NFA
1940 – Paul Johnsen, B, Hillhouse
1941 – Edward Cody, B, New Britain
1942 – Roger Goodson, B, Ansonia
1943 – Levi Jackson, B, Hillhouse
1944 – Levi Jackson, B, Hillhouse
1945 – William "Sammy" Nakaso, QB, Hillhouse
1946 – Joseph Kozdeba, B, Harding
1947 – Gerald Apuzzo, B, West Haven
1948 – Vinnie Drake, QB, Ansonia
1949 – Bill Albrecht, B, Lewis-Southington
Note: In most years from 1934 to 1949, the Register's board of coaches selected a player deemed "best bet," who usually was the leading vote-getter for the All-State team. Specific "most valuable player" or "player of the year" awards began in 1969.

1950-68 – no awards
1969 – Mark Allen, QB, Seymour
1970 – Pete Demmerle, WR, N. Canaan
1971 – Kurt Horton, QB, New Canaan
1972 – Greg Woods, RB, Xavier
1973 – Roger Ings, RB, Ansonia
1974 – Anthony Brown, RB, Xavier
1975 – John Rodgers, RB, Cheshire
1976 -- Tony Elliott, DE, Harding
1977 – Ken Sweitzer, QB, Hand
1978 – Sandy Osiecki, QB, Ansonia
1979 – Edwin Esson, RB, Seymour
1980 – Edwin Esson, RB, Seymour
1981 – Bob Orchano, RB, Derby
1982 – Rich Vitale, LB, Maloney
1983 – Jim Bell, RB, Hand
1984 – David Thompson, QB, Hand
1985 – Terry McNamara, WR, Ansonia
1986 – K.C. Sirowich, DE, Seymour
1987 – Rico Brogna, QB/K/P, Watertown
1988 – Jamal Johnson, RB, New London
1989 – Remo Guarnieri, OG/DE, Branford
1990 – Scott Overbeck, DL/FB, New Canaan
1991 – Daryl Parler, WR, Trumbull
1992 – Tebucky Jones, RB, New Britain
1993 – Chris Silvestri, RB, New Canaan
1994 – Tony Ortiz, RB/LB, Crosby
1995 – Steve Coughlin, WR/QB, Ansonia
1996 – LaTroy Oliver, RB, Weaver
1997 – Phil Bowman, QB/DB, Cheshire
1998 – Andrew Pinnock, FB, Bloomfield
1999 – Jermelle Lewis, RB, Bloomfield
2000 – Dan Orlovsky, QB, Shelton
2001 – Tim Washington, QB, Bristol Central
2002 – John Sullivan, C/NG, Greenwich
2003 – Kenny Tinney, RB/KR, Ansonia
2004 – Mike McLeod, RB, New Britain
2005 – Amari Spievey, RB, Xavier
2006 – Aaron Hernandez, TE/LB, Bristol Central
2007 – Alex Thomas, RB, Ansonia
2008 – Jordan Brown, RB, Glastonbury
2009 – Connor Keniry, WR, Notre Dame-West Haven
2010 – Montrell Dobbs, RB, Ansonia.
2011 -- Arkeel Newsome, RB, Ansonia
2012 -- Matt Walsh, LB, Hand
2013 -- Arkeel Newsome, RB, Ansonia
2014 -- Zach Allen, DE/LB, New Canaan
2015 -- Mark Evanchick, DE, Darien
2016 -- Ben Mason, FB/LB, Newtown
2017 -- Kyle Godfrey, DB, West Haven
2018 -- Mozi Bici, DL, Greenwich
2019 -- Mike Morrissey, St. Joseph
2021 -- Camryn Edwards, RB, Norwalk

Coach of the Year

Coach of the Year selections from the *New Haven Register.*

1997 -- Steve Filippone, Hand
1998 -- Jack Cochran, Bloomfield
1999 -- Mike Emery, Fitch
2000 -- John Acquavita, Hyde-N. Haven
2001 -- Jim Buonocore, Jr., Stonington
2002 -- Ed McCarthy, West Haven
2003 -- Sal Morello, Cromwell
2004 -- Chuck Drury, Pomperaug
2005 -- Sean Marinan, Xavier
2006 -- Bob Zito, Maloney
2007 -- Pat Cox, Tolland
2008 -- Peter Pfeffer, Glastonbury
2009 -- Dave Cadelina, Bridgeport Central
2010 -- Joe DellaVecchia, St. Joseph
2011 -- Jason Pace, Wolcott High
2012 -- Jemal Davis, NFA
2013 -- Mike Drury, Southington
2014 -- Tim King, Valley Reg./Old Lyme
2015 -- Tony Sagnella, North Haven
2016 -- Reggie Lytle, Hillhouse
2017 -- Chad Neal, Killingly
2018 -- John Marinelli, Greenwich
2019 -- Bobby Pattison, Newtown
2021 -- Randell Bennett, Cromwell/Portland

Gatorade State Player of the Year

1985 - Andrew Walker, T, Norwalk
1986 - Tim Frager, RB, Avon Old Farms
1987 - Rico Brogna, QB, Watertown
1988 - Jamal Johnson, RB/DB, New London
1989 - Steven Mills, QB, Bristol Eastern
1991 - Paul Young, RB, Maloney
1991 - Edward Green, T/DT, St. Paul
1992 - Adam Salina, RB/LB, Berlin
1993 - Chris Silvestri, RB/DB, N. Canaan
1994 - Tony Ortiz, RB/LB, Crosby
1995 - Steve Coughlin, WR, Ansonia
1996 - Tarrell Freeney, RB/LB, Holy Cross
1997 - Phil Bowman, QB/DB, Cheshire
1998 - Horace Dodd, RB, Hamden
1999 - Jermelle Lewis, RB/S, Bloomfield
2000 - Dan Orlovsky, QB, Shelton
2001 - Tim Washington, RB, Bris. Central
2002 - John Sullivan, OL, Greenwich
2003 - D.J. Hernandez, QB, Bris. Central
2004 - Asaph Schwapp, FB/LB, Weaver
2005 - Matt Kelleher, QB, Southington
2006 -- Aaron Hernandez, TE, Bristol Central
2007 - Alex Thomas, RB, Ansonia
2008 - Mike Osiecki, LB/FB, Seymour
2009 - Kevin Pierre Louis, LB/FB, King Low Heywood Thomas-Stamford
2010 - Casey Cochran, QB, Masuk
2011 - Casey Cochran, QB, Masuk
2012 -- Colin Moore, RB, Avon
2013 -- Dario Highsmith, RB, Middletown
2014 -- Zach Allen, DB/LB, New Canaan
2015 -- Mark Evanchick, DE. Darien
2016 -- Ben Mason, FB/LB, Newtown
2017 -- Spencer Lockwood, RB, Killingly
2018 -- Cornelius Johnson, WR, Brunswick School-Greenwich
2019 -- Jack Wallace, QB, St. Joseph
2020 -- Wilfredo Aybar, DE, Cheshire Academy
2021 -- Victor Rosa, QB, Bristol Central

Walter Camp Football Foundation Awards

Team of the Year

1976 -- Fitch
1977 -- Trumbull
1978 -- Amity
1979 -- Newington
1980 -- Trumbull
1981 -- Naugatuck
1982 -- St. Joseph
1983 -- Ansonia
1984 -- Middletown
1985 -- Hillhouse
1986 -- Trumbull
1987 -- East Catholic
1988 -- Stratford
1989 -- Ansonia
1990 -- Derby
1991 -- Notre Dame-West Haven
1992 -- Cheshire
1993 -- Cheshire
1994 -- Cheshire
1995 -- Cheshire
1996 -- Weaver
1997 -- Hand
1998 -- Bloomfield
1999 -- Bloomfield
2000 -- Fitch
2001 -- New Britain
2002 -- West Haven
2003 -- New Britain
2004 -- Hand
2005 -- Xavier
2006 -- Ansonia
2007 -- Ansonia
2008 -- New Canaan
2009 -- Notre Dame-West Haven
2010 -- Xavier
2011 -- Xavier
2012 -- Hand
2013 -- Ansonia
2014 -- Southington
2015 -- Darien
2016 -- Darien
2017 -- Darien
2018 -- Greenwich
2019 -- St. Joseph
2021 -- Darien

Coach of the Year

2007: Craig Bruno, Bunnell
2008: Lou Marinelli, New Canaan
2009: Tom Marucci, Notre Dame-WH
2010: John Murphy, Masuk
2011: Steve Filippone, Hand
2012: Tom Dyer, Hillhouse
and Steve Filippone, Hand
2013: Tom Brockett, Ansonia
2014: Mike Drury, Southington
2015: Rob Trifone, Darien
2016: Reggie Lytle, Hillhouse
2017: Chad Neal, Killingly
2018: John Marinelli, Greenwich
2019: Bobby Pattison, Newtown
2021: Kevin Frederick, Maloney

Player of the Year

2007: Alex Thomas, Ansonia
2008: Billy Ragone, Cheshire
2009: Ben Crick, Pomperaug
2010: Casey Cochran, Masuk
2011: Arkeel Newsome, Ansonia
2012: Arkeel Newsome, Ansonia
2013: Arkeel Newsome, Ansonia
2014: Mark Piccirillo, Shelton
2015: Mark Evanchick, Darien
2016: Ben Mason, Newtown
2017: Spencer Lockwood, Killingly
2018: Gavin Muir, Greenwich
2019: Jaden Shirden, St. Joseph
2021: Victor Rosa, Bristol Central

Lifetime Achievement Award

2007: Rob Syzmaszek, Maloney
2008: William O'Brien
2009: Jerry McDougall, Trumbull
2010: Larry Ciotti
2011: Larry McHugh
2012: Jack Hunt, Ansonia
2013: James Buonocore, Sr., New London
2014: Len Corto, South Catholic and New Britain
2015: Philip Ottochian, Lyman Hall
2016: Bob McKee, Conard and Frank Robinson II, Hall-West Hartford
2017: Joe Benanto, Shelton
2018: Ed McCarthy, West Haven
2019: Steve Filippone, Hand
2021: Craig Peters, Naugatuck

USA Today All-USA Connecticut

For six years (2013-18), USA Today selected an All-USA Connecticut team along with a state coach of the year, offensive player of the year and defensive player of the year.

Coach of the Year

2014: Lou Marinelli, New Canaan
2015: Rob Trifone, Darien
2016: Lou Marinelli, New Canaan
2017: Dave Mastroianni, Hand
2018: John Marinelli, Greenwich

Offensive Player of the Year

2013: Arkeel Newsome, Ansonia
2014: Mufasa Abdul Basir, St. Joseph
2015: Isaiah Wright, Kingswood-Oxford
2016: Zach Davis, Sheehan
2017: Spencer Lockwood, Killingly
2018: Terrence Bogan, Sheehan

Defensive Player of the Year

2013: Nick Crowle, Fairfield Prep
2014: Zach Allen, New Canaan
2015: Mark Evanchick, Darien
2016: Ben Mason, Newtown
2017: Brian Casagrande, Hand
2018: Jackson Mitchell, Ridgefield

Waskowitz Trophy

State championship team as voted on by a committee of state sportswriters.

1933: Chapman Tech-New London
1934: New Britain
1935: New Britain
1936: New Britain
1937: Stamford & Hillhouse
1938: New Britain
1939: Bridgeport Central
1940: New Britain
1941: Bulkeley School-New London
1942: New Britain
1943: Hillhouse-New Haven
1944: Bulkeley School-New London
1945: New Britain
1946: Greenwich
1947: Warren Harding-Bridgeport
1948: Norwalk
1949: Bridgeport Central
1950: Stamford
1951: Hartford Public
1952: Stamford
1953: Stamford
1954: Notre Dame-West Haven
1955: New Britain
1956: New Britain
1957: New Britain
1958: Stamford
1959: Stamford
1960: Fairfield Prep
1961: Roger Ludlowe-Fairfield
1962: Greenwich & Notre Dame-WH
1963: Wilbur Cross-New Haven
1964: Notre Dame-Fairfield
1965: Rippowam-Stamford
1966: Stamford Catholic
1967: Weaver-Hartford
1968: West Haven
1969: New Canaan
1970: Stamford High
1971: Stamford High

Discontinued after 1971 season

Multiple winners

New Britain 10, Stamford 8, Notre Dame-West Haven, Hillhouse, Bridgeport Central, Bulkeley High-New London, Greenwich 2

Top teams

Top state high school football teams as recognized by newspaper reports and schools.
x-school recognizes squad as a state championship team
y-Yale Cup champion
t-Trinity Cup champion

1885
Hillhouse-N. Haven 1-2
1886
Hillhouse 5-2
1887
Hillhouse 2-3
1888
Hillhouse 4-1
1889
x-Hillhouse 3-3
1890
x-Hillhouse 4-3-2
1891
Hillhouse 4-3-2
1892
x-New Britain 7-1
Hillhouse 5-4
1893
x-New Britain 7-2-1
Hillhouse 4-3
1894
y-Bridgeport 6-1
New Britain 4-2-3
1895
y-Bridgeport 6-3-2
New Britain 5-3-1
Hillhouse 3-3
Hartford Public 5-4-2
1896
xy-New Britain 12-0
1897
New Britain 8-1
xy-Hillhouse 6-2
1898
New Britain 8-1
xy-Hillhouse 9-3
1899
y-Waterbury 6-1
New Britain 4-1-2
Hartford Public 3-2-1
1900
y-Waterbury 5-1
New Britain 4-3
Hartford Public 5-2-1
Ansonia 3-0
1901
y-Waterbury 6-0-1
Hartford Public 8-0
New Britain 5-2
1902
xt-Hillhouse 9-1
Hartford Public 5-2-1
New Britain 2-1-4
1903
xt-New Britain 6-2
Hillhouse 2-2-2
Hartford Public 4-2-1
1904
xt-New Britain 5-2
Hillhouse 4-4-3
1905
xt-Hillhouse 6-1-2
New Britain 7-3-2
Hartford Public 4-2-1
1906
xt-Hillhouse 5-2-1
New Britain 4-3-1
Hartford Public 7-1-1
1907
x-New Britain 7-2-1
Hillhouse 8-1
1908
x-New Britain 6-0-1
Hillhouse 4-3-1
1909
x-New Britain 6-0-1
1910
x-New Britain 6-2-1
x-Stamford 9-1
1911
x-Stamford 8-2-1
x-New Britain 4-3
Hillhouse 5-3-2
1912
x-Stamford 10-0-1
x-New Britain 5-1-1
Hillhouse 6-4-2
1913
x-Stamford 11-0
x-Hillhouse 6-3
x-Naugatuck
1914
Stamford 10-1
1915
x-New Britain 7-1
Meriden 8-0
Stamford 7-0
1916
x-New Britain 5-0
1917
Hartford Public 6-0-2
New Britain 4-0-2
1918
Stamford 7-0
Bridgeport 5-1
New Britain 3-2
Hillhouse 3-2
1919
x-New Britain 6-0
Stamford 10-0
x-West Haven 8-1
1920
Stamford 11-0
Bridgeport 8-1
Hillhouse 5-3
1921
x-New Britain 8-0
Ansonia 8-0-2
Naugatuck 5-0-1
1922
Naugatuck 8-0
1923
x-Bridgeport Cntrl 8-0-1
New Britain 5-3
Hillhouse 5-3
1924
x-New Britain 7-1-1
Torrington 5-0-2
Commercial-N.H. 6-1
Hillhouse 5-3
1925
Hartford Public 6-0-1
Torrington 6-0-3
New Britain 5-2
Hillhouse 4-3
Commercial 4-2-1
1926
x-New Britain 8-0
x-Stamford 10-0
1927
Hillhouse 6-0-1
Hartford Public 6-0-1
Weaver 5-2
New Britain 4-3

Continued on page 57

Cup competition

As determined by league competition.

Yale Cup

1894 -- Bridgeport (6-1)
1895 -- Bridgeport (6-3-2)
1896 -- New Britain (12-0)
1897 -- Hillhouse (6-2)
1898 -- Hillhouse (9-3)
1899 -- Waterbury (6-1)
1900 -- Waterbury (5-1)
1901 -- Waterbury (6-0-1)

Trinity Cup

1900 -- Hartford Public (2-0)
1902 -- Hillhouse (9-0)
1903 -- New Britain (6-2)
1904 -- New Britain (5-2)
1905 -- Hillhouse (6-1-2)
1906 -- Hillhouse (5-2-1)

Early debuts

First year of known varsity competition up to 1932.

1881: Hartford Public, NFA
1885: Hillhouse-New Haven
1887: Bridgeport
1888: New Haven
1889: Ansonia High
1892: New Britain High
1894: Middletown, Meriden, Torrington
1895: Gilbert School-Winsted
1897: South Manchester, Waterbury
1900: Naugatuck High
1902: Stamford High
1903: Enfield High
1904: Wallingford
1908: Ridgefield
1910: Crosby-Waterbury, Simsbury, Lewis High-Southington
1912: West Haven
1914: Danbury, Bristol High
1916: Derby High
1920: Commerical-New Haven
1921: South Norwalk
1923: Fairfield High, Lyman Hall-Wallingford, Windham High
1924: Norwalk High, Manchester High, East Hartford High
1925: Wilby-Waterbury; Hall High
1926: Plainville High, Bulkeley High-Hartford
1927: Warren Harding-Bridgeport
1928: New Canaan
1929: Shelton High
1931: Roger Ludlowe-Fairfield
1932: Fitch-Groton

Top teams

1928
Naugatuck 10-0
New Britain 6-1-1
Hillhouse 5-1-1
Torrington 6-2
Branford 6-1-1

1929
x-Torrington 8-0
x-West Haven 7-0-1
x-Stamford 9-1
New Britain 5-1-1
New Canaan 4-3

1930
Crosby-Waterbury 8-0
Branford 7-1-1
New Canaan 6-1-1
Hillhouse 4-2-1
New Britain 5-3

1931
x-Bristol 8-0
x-Hillhouse 8-0
Branford 7-0-1
New Britain 5-3
Ludlowe 5-1-2
Weaver 5-2-1

1932
x-Hillhouse 8-0
Naugatuck 9-0
Bristol x-2
West Haven 5-2-1
Stamford x-1

1933
w-Chapman Tech-New London 8-0
New Britain 5-2-1
New Canaan 5-2-1
Hillhouse 4-3-1
Lewis-Southington 5-2-2
Plainville 4-2-1

1934
xw-New Britain 9-0
Lewis-Southington 7-2-1
Hillhouse 5-2

1935
xw-New Britain 8-0-1
Middletown 8-1
Hillhouse 7-1
Meriden 7-1
Greenwich 7-1
x-West Haven 6-1-1
NFA 6-1-1
Bulkeley-Hartford 5-2
Stamford 5-2
New Canaan 5-3

1936
xw-New Britain 8-1-1
Ansonia 8-0
Lewis-Southington 7-3
Hillhouse 5-2-1

1937
w-Hillhouse 8-0-1
xw-Stamford 9-0
Middletown 9-0
Plainville 7-0
Weaver 7-1
Ansonia 7-1-1
Lewis-Southington 8-1
Derby 6-0-2

1938
xw-New Britain 9-1
Weaver 6-0
New Canaan 5-2
Lewis-Southington 6-1-2
Plainville 5-2
Canton 6-1

1939
xw-Bridgeport Ctrl 7-0-1
NFA 8-1-2
New Britain 7-1-2
Lewis-Southington 7-1-1
Torrington 6-1
Weaver 5-2
West Haven x-1
Hillhouse 6-2-1

1940
xw-New Britain 8-0-1
x-West Haven 7-1-1
Weaver 4-1-2
Hillhouse 6-2-1

1941
w-Bulkeley-New London 8-0-1
Lewis-Southington 8-0-1
Weaver 5-0-1
New Britain 8-2

1942
xw-New Britain 10-1-1
Stonington 10-1
Harding-Bridgeprt 8-1-1
Bulkeley-N. London 6-1
Weaver 5-1
Ansonia 8-1
West Haven 4-2-1
Lewis-Southington 6-0
New Canaan 4-2
Wilson-Middletown 6-1
Stratford 6-0-1
Bristol 7-2

1943
Ansonia 9-0
w-Hillhouse 7-0
Manchester 5-0-1
Weaver 5-1
New Britain 5-4
New Canaan 4-1-2
Plainville 6-2-1

1944
w-Bulkeley-N. Londn 9-0
Ansonia 8-0-1
Hillhouse 7-1
Lewis-Southington 7-1
New Britain 6-4

1945
xw-New Britain 8-1
x-NFA
Weaver 6-0
Lewis-Southington 7-1-1
New Canaan 4-1-2
Hillhouse 6-2
Commercial-NH 6-2
Plainville 7-0-1
Canton 6-0

w-Waskowitz Trophy champion

x-school recognizes team as state champion

CIAC MERIT AWARDS 1946-80

Beginning in 1946, the Award of Merit committee chose the outstanding high school football teams from each class. Prior to the mid-1960s, Class L was also known as Class A, Class M was Class B and Class S was Class C. Class LL was also known as Class AA. The award was ended after the 1980 season.

The schools that won the most Merit Awards:

Fairfield Prep	14	Danbury	9
Stamford	13	Derby	9
Ansonia	13	Naugatuck	9
Southington/Lewis	12	Woodrow Wilson	9
New Britain	11	Putnam	9
New Canaan	11		

1946

Class L
Ansonia
Greenwich (9-0)
Warren Harding-Bridgeprt
Stamford (7-3)
Class M
Plainville (8-0)
Lewis-Southington (6-1-1)
Staples-Westport
Woodrow Wilson-Middletwn
Class S
Farmington (7-1-1)
Putnam
Stafford
■ **Other top teams:** New Britain (7-2), Hillhouse (5-3-1)

1947

Class L
x-Warren Harding-Bridgeport (11-0)
Hillhouse-New Haven (7-3)
Stamford
x-West Haven (8-1)
Class M
Middletown
Plainville (6-2-1)
Shelton
Class S
Berlin (7-0)
Putnam

1948

Class L
Norwalk (7-0-1)
Torrington (8-0)
Class M
Enfield (7-0)
Shelton (8-1-1)
x-Woodrow Wilson-Middletown (8-0)
Class S
Berlin (7-0)
Putnam
■ **Other top teams:** Hillhouse (8-2), Ansonia (8-2), Stonington (8-2), West Haven (7-1)

1949

Class L
Windham High (9-0)
x-Bridgeport Central (8-1)
Hamden (8-1-1)
Stamford (7-1-2)
Class M
x-Lewis-Southington (11-0)
Killingly (7-0-1)
Woodrow Wilson (8-1)
Darien
Class S
Farmington (6-0-2)
■ **Other top teams:** New Britain (7-2-1), Weaver (5-3), Hillhouse (5-2-2), Danbury (6-2-1), Torrington (6-2), East Haven (6-1-3)

1950

Class L
Stamford (9-0)
Bulkeley-Hartford (8-0)
Danbury (7-0-2)
Class M
Shelton (9-0)
Staples-Westport
Woodrow Wilson (6-1)
Class S
Plainfield
New Canaan

1951

Class L
Ansonia (9-1)
Danbury (8-1)
Hartford Public (7-1)
Hillhouse (7-2)
Class M
East Haven (7-1)
Killingly
Middletown (7-1)
Southington (5-1)
Class S
Canton (5-0-1)
Putnam
■ **Other top teams:** Weaver (7-1), Manchester, Harding (8-2), Bulkeley (5-3)

1952

Class L
Wilbur Cross-N.H. (8-1-1)
Stamford (7-1-1)
Danbury (7-0-2)
Class M
East Haven (9-0)
Killingly (9-0)
Staples (6-0-1)
Class S
Canton (6-0)
Putnam (5-1-1)

1953

Class L
Stamford (8-1)
Wilbur Cross (7-0-1)
Greenwich (6-0)
Ansonia (7-2)
Manchester (7-1)
Class M
Killingly (8-0)
Housatonic
Darien
Seymour (7-1)
Shelton (7-2)
Gilbert-Winsted (6-0)
Class S
New Canaan
Putnam

1954

Class L
Danbury (8-0)
Roger Ludlowe-Fairfld (8-1)
Naugatuck (8-0-1)
Ansonia (7-2)
Greenwich (6-1)
Stamford (7-2)
Weaver-Hartford (6-2)
Class M
Southington (8-0)
East Haven (7-2)
Shelton (7-1)
Woodrow Wilson (6-1-1)
Class S
New Canaan (4-1)
Plainfield (5-1)
Putnam (5-1)

1955

Class L
Crosby-Waterbury
Fairfield Prep
Naugatuck (6-1)
x-New Britain (9-1)
Class M
East Haven
Middletown (7-1)
Shelton (7-1-1)
Stonington
Class S
Berlin (6-0-1)
New Canaan
Putnam
■ **Other top teams:** Hamden (5-2-1), Hillhouse (6-2), Branford (7-2)

1956

Class L
Fairfield Prep (9-0)
Warren Harding
Naugatuck (7-0-1)
x-New Britain (8-1)
Class M
Darien (8-0)
Shelton (9-0)
Class S
none
■ **Other top teams:** East Haven (6-2), Notre Dame-WH (7-2), Ansonia (7-2), Hillhouse (6-3), Middletown (6-3)

1957

Class L
Ansonia (8-1)
Danbury (8-1)
East Hartford (6-1)
x-New Britain (6-1-1)
Class M
Darien (6-0)
Putnam (7-0-1)
Southington (7-0)
Class S
Cheshire (6-0-1)
■ **Other top teams:** Stamford (6-1-2), New London (6-2), Conard (5-0-1), Danbury (8-1)

Continued on page 59

x-School recognizes team as a state champion

1958

Class L
Crosby-Waterbury (8-1)
Hartford Public (7-1)
Stamford (9-0)
Hall-West Hartford (7-1)
Class M
Branford (9-0)
Darien (6-1)
East Haven (9-1)
Plainville (8-1)
Class S
Canton (5-1)
■ **Other top teams:** New Britain (7-3), Conard (6-2), Fairfield Prep (6-1-2), Southington (7-2)

1959

Class L
Andrew Warde-Fairfld (9-0)
Danbury (9-0)
Maloney-Meriden (9-0)
Stamford (9-0)
Class M
Branford (8-1)
East Haven (7-1-1)
Enfield (5-1)
Woodrow Wilson (7-1)
Simsbury (6-1)
Class S
none
■ **Other top teams:** New Britain (8-1), Croft-Waterbury (8-0-1), Conard (7-1)

1960

Class LL
Hillhouse (8-1)
New Britain (9-1)
Class L
Fairfield Prep (10-0)
Hall (7-1-1)
Naugatuck (7-1-1)
New London (7-2)
Class M
Berlin (6-1)
Middletown (6-2-1)
New Canaan (8-1)
Southington (6-2-1)
Class S
Joel Barlow-Redding (5-1)
■ **Other top teams:** Shelton (7-1-1), Stonington (7-1-1), Farmington (6-1-1)

1961

Class LL
Conard-West Hartford (8-1)
Notre Dame-Brdgprt (8-0-1)
Notre Dame-W. Haven (7-2)
Norwich Free Academy (7-1-1)
Class L
Ansonia (8-1-1)
Roger Ludlowe-Fairfld (9-0)
Warren Harding-Bridgeport (7-1-1)
Class M
East Haven (8-1)
Simsbury (6-1)
Shelton (8-2)
Southington (8-1)
Class S
Wilton (8-0)

1962

Class LL
Conard (8-1)
Greenwich (8-0)
Notre Dame-W. Haven (8-0)
Class L
Jonathan Law-Milfrd (7-1-1)
Naugatuck (9-1)
Southington (8-1)
Wethersfield (8-0)
Class M
Amity-Woodbridge (7-0-2)
St. Bernard's-Uncasville (8-0)
Gilbert (6-0)
Killingly (7-1)
Middletown (7-1)
Class S
none

1963

Class LL
New Britain (7-1-1)
Notre Dame-Bridgeport (7-1-1)
Stamford (8-1-1)
Staples (8-1)
Warren Harding (10-0)
Wilbur Cross (9-0)
Class L
Darien (8-0-1)
Weaver (6-1-2)
Wethersfield (6-1-1)
Class M
Berlin (7-0)
St. Bernard's (7-1-2)
Southington (9-0-1)
Class S
Joel Barlow (6-1)

1964

Class LL
New Britain (7-0-1)
Notre Dame-Bridgeport (9-1)
Bunnell-Stratford (8-1)
Stamford (8-1-1)
Class L
Southington (9-0)
Wethersfield (7-1)
Darien (7-1-1)
Stamford Catholic (8-2)
Class M
Plainville (8-1)
Branford (6-2)
Wilton (7-1-1)
Class S
Avon (7-1)

1965

Class LL
Manchester (8-1)
New Britain (8-1)
Rippowam-Stamford (9-0)
Class L
Ansonia (9-0)
Southington (9-0)
Stamford Catholic (9-0-1)
Wethersfield (7-1)
Class M
New Canaan (7-2)
Central Catholic-Nrwalk (7-1-1)
Class S
Avon (7-1)

1966

Class LL
Bullard Havens (9-1)
New Britain (8-1)
Rippowam-Stamford (9-0)
Class L
Stamford Catholic (10-0)
Weaver (7-0-1)
Hall (8-1)
Class M
Simsbury (8-0)
Middletown (8-0)
Pulaski-New Britain (9-1)
Class S
Ledyard (7-1)

1967

Class LL
New Britain (7-1)
Notre Dame-West Haven (9-1)
Class L
Weaver (8-0)
Stamford Catholic (10-1)
Class M
Pulaski-New Britain (9-1)
Derby (8-0-1)
Ridgefield
Woodrow Wilson (7-1)
Class S
Avon (8-0)

1968

Class LL
Conard-West Hartford (8-1)
Danbury (9-2)
Brien McMahon-Nrwlk (7-1)
New Britain (8-1)
Notre Dame-West Haven (8-1)
West Haven High (9-0)
Xavier-Middletown (8-1)
Class L
Fairfield Prep (9-1)
Naugatuck (9-1)
New London (9-0)
Class M
New Canaan (10-0)
Ridgefield (7-1-1)
Sacred Heart-Wtrbry (8-1)
Simsbury (8-1)
Windham High (10-0)
Class S
Derby (9-0)
Gilbert-Winsted (8-1)
North Branford
Woodrow Wilson (7-0)

1969

Class LL
Stamford (9-2)
Roger Ludlowe-Fairfield (9-1)
Class L
Windham High (8-1)
Fairfield Prep (10-0)
Crosby-Waterbury (9-0)
Xavier-Middletown (8-0-1)
Rockville High (9-1)
Hall-West Hartford (9-0)
New Canaan (10-0)
Class M
Jonathan Law-Milford (9-1)
Weaver (7-1)
Simsbury (8-1)
Class S
Ledyard (8-1)
Joel Barlow-Redding (7-1)
Derby (10-0)
North Branford (8-1)
Seymour (9-1)
Gilbert-Winsted (7-1)

1970

Class LL
Notre Dame-W. Haven (9-0-1)
Brien McMahon-Norwalk (8-1)
Hartford Public (7-1)
Stamford (10-1)
Milford High (9-1)
Class L
Rockville High (9-1)
Simsbury (8-1)
Fairfield Prep (9-1)
North Haven (8-1)
New Canaan (9-1)
New London (9-1)
Class M
St. Paul-Bristol (8-1)
Plainville (7-2)

Continued on page 60

CIAC MERIT AWARDS 1946-80

Class S
Newtown (8-0)
Montville (8-0-1)
Gilbert-Winsted (6-1)
Weston (7-1)
Stonington (9-1)

1971

Class LL
Conard-West Hartford (8-1)
Danbury (8-1)
Hartford Public (8-1)
New Canaan (9-1)
Weaver (9-1)
Class L
Jonathan Law-Milford (9-1)
Naugatuck (9-1)
Platt High-Meriden (8-1)
Simsbury (8-0-1)
Stratford (8-1-1)
Xavier-Middletown (9-0)
Class M
Branford (7-1-2)
Central Catholic-Nrwalk (8-1-1)
Ledyard (9-1)
Plainville (8-2)
Seymour (8-1)
Class S
Avon (7-1)
Derby (6-1-3)

1972

Class LL
Conard-West Hartford (9-0)
Southington (9-0)
West Haven (10-0)
Class L
Naugatuck (10-0)
New Canaan (8-1-1
North Haven (9-1)
Stratford (10-0)
Xavier-Middletown (10-0)
Class M
New London (8-1)
Newtown (7-1)
St. Paul-Bristol (7-2)
Class S
Joel Barlow-Redding
Derby (10-0)
East Lyme
Gilbert-Winsted (8-1)
St. Joseph-Trumbull (7-3)
Plainfield

1973

Class LL
Bristol Eastern (7-1-1)
Danbury (9-0-1)
Greenwich (7-1-1)
Hall-West Hartford (8-1-1)
West Haven High (7-1-1)
Class L
Fairfield Prep (11-0)
Simsbury (8-1)
Stratford (9-1)
Xavier-Middletown (9-1)
Class M
Killingly (7-2-1)
Ledyard (6-2-1)
New London (8-2)
Newtown (7-1)
Waterford (9-0)
Class S
Ansonia (7-3)
Derby (10-0)
Griswold
Daniel Hand-Madison (9-0)
Joel Barlow-Redding (8-1)
Woodrow Wilson (6-1-1)

1974

Class LL
Greenwich (11-0)
Newington (8-1)
Brien McMahon-Norwalk (9-1)
Class L
Bristol Central (9-1)
Stratford (9-0-1)
Xavier-Middletown (10-0)
Class M
Masuk-Monroe (8-1)
Jonathan Law-Milford (8-2)
New London (7-2)
Waterford (9-1)
Class S
Morgan-Clinton (9-0)
Derby (9-2)
Joel Barlow-Redding (9-0)
NW Catholic.-W. Htfd (8-2)
Gilbert-Winsted (8-1)

1975

Class LL
Brien McMahon-Nrwalk (8-2-1)
Holy Cross-Wterbry (9-0-1)
West Haven High (8-1-1)
Hall-West Hartford (10-0)
Staples-Westport (11-0)
Class L
East Hartford (9-2)
Fairfield Prep (11-0-1)
Class M
Newtown (9-0)
Waterford (8-1)
Class S
Morgan-Clinton (8-1)
Derby (9-0-2)
Gilbert-Winsted (7-0-1)

1976

Class LL
Fitch-Groton (11-0)
New Britain (9-1)
Rockville (9-1)
Trumbull (9-2)
Class L
Fairfield Prep
Torrington (9-2)
East Hartford (11-0)
Warren Harding (9-1)
Wilton (8-1)
Class M
Daniel Hand-Madison (11-0)
Foran-Milford (8-1)
Newtown (8-1)
St. Paul-Bristol (10-1)
Class S
Ansonia (11-0)
Derby (8-3)
Joel Barlow-Redding (8-1)
Middletown (8-1)
St. Joseph-Trumbull (7-2)

1977

Class LL
Trumbull (11-0)
Hamden (10-1)
Hall-West Hartford (8-1-1)
Greenwich (7-1-1)
Class L
Fairfield Prep (11-0)
Xavier-Middletown (10-1)
Lyman Hall-Wallingfrd (9-1)
Naugatuck (9-1)
Class M
Daniel Hand-Madison (11-0)
Berlin (9-2)
Masuk-Monroe (9-1)
Newtown (7-1-1)
Class S
Stamford Catholic (9-2-1)
Ansonia (11-0)
Milford High (9-1)
St. Joseph-Trumbull (9-2)

1978

Class LL
Ansonia (10-1)
Amity-Woodbrid. (10-0-1)
Hamden (9-1)
Newington (8-2)
Class L
Wilton (9-1-1)
Newtown (8-1-1)
Fairfield Prep (7-2)
Bristol Central (8-2)
Bristol Eastern (7-3)
Class M
East Lyme (9-2)
St. Bernard (10-1)
Maloney-Meriden (9-1)
Waterford (7-2-1)
Windham High (8-2)
Class S
St. Joseph-Trumbull (11-1)
Stamford Catholic (8-2-1)
Central Catholic-Nrwalk (8-1-1)
Northwest Cath.-W. Htfd (7-3)

1979

Class LL
Newington (11-0)
Fitch-Groton (9-1)
Conard-W. Hartford (8-1)
Notre Dame-W.H. (9-1)
Class L
Darien (10-0)
Bristol Central (9-2)
Penney-E. Hartford (8-2)
Fairfield Prep (9-1)
Class M
Ansonia (11-0)
Seymour (9-2)
Masuk-Monroe (8-1-1)
Ledyard (9-1)
Class S
North Branford (11-0)
St. Joseph-Trumbull (8-2)
Immaculate-Danbury (7-2)
Housatonic (8-1)

1980

Class LL
Newington (11-1)
Ansonia (11-1)
Trumbull (10-0)
Fairfield Prep (10-1)
Class L
Rippowam-Stamfrd (11-0)
Newtown (8-2-1)
Bristol Eastern (8-2)
St. Bernard (8-3)
Class M
Seymour (10-2)
Hand (10-2)
Bethel (9-1)
Waterford (9-2)
Class S
St. Joseph-Trumbull (11-0)
Immaculate-Danbury (9-2)
North Branford (9-1)
Avon (9-1)

Merit Awards discontinued after 1980

STATE POLLS *SPORTWRITERS*

The following are the final top 10 football poll of the season as voted by sportswriters from across the state.

1950 Associated Press

School	Rec.	Div.
1. Stamford*	9-0	L
2. Bulkeley-Hartford	8-0	L
3. Danbury	7-0-2	L
4. Bridgeport Central	5-1-2	
5. Shelton	9-0	M
6. Wilson-Middletown	6-1	M
7. Hillhouse	6-3	
8. New Britain	6-3	
9. Hamden	8-2	
10. Harding-Bridgeport	5-3-1	

1951 Associated Press

School	Rec.	Pts.	Div.
1. Hartford Public* (6)	7-1	146	L
2. Hillhouse (3)	7-2	121	L
3. Danbury (2)	8-1	115	L
4. Weaver	7-1	113	
5. Ansonia (4)	9-1	111	
6. Middletown	7-1	63	M
7. Manchester (1)	7-1	51	
8. Harding	7-2	48	
9. Torrington	6-2	36	
10. Stamford	6-3	25	

1952 Associated Press

School	Rec.	Div.
1. Stamford*	7-1-1	L
2. Wilbur Cross-NH	8-1-1	L
3. Danbury	7-0-2	L
4. Hartford Public	5-2-1	
5. New London	6-2	
6. East Haven	9-0	M
7. Weaver-Hartford	6-2	
8. Killingly	9-0	M
9. Hillhouse	5-2-2	
10. Wilby-Waterbury	5-1-2	
10. Staples	6-0-1	

1953 Associated Press

School	Rec.	Div.
1. Stamford*	8-1	L
2. Wilbur Cross-NH	7-0-1	L
3. Greenwich	6-0	L
4. Killingly	8-0	M
5. Manchester	7-1	L
6. Ansonia	7-2	L
7. Gilbert-Winsted	6-0	M
8. Hartford Public	5-3	
9. Seymour	7-1	M
10. Milford High	7-1-1	

Also: Fairfield Prep finished 8-0

1954 Associated Press

School	Rec.	Div.
1. Notre Dame-WH*	9-0	
2. Southington	8-0	M
3. Danbury	8-0	L
4. Naugatuck	8-0-1	L
5. Roger Ludlowe-Fairfield	8-1	L
6. Ansonia	7-2	L
7. Greenwich	6-1	L
8. Stamford	7-2	L
9. Shelton	7-1	M
10. Weaver-Hartford	6-2	L

1961 New Haven Register

School	Rec.	Div.
1. Rog Ludlowe-Fair.*	9-0	L
2. Notre Dame-Bridg.	8-0-1	LL
3. Harding-Bridgeport	7-1-1	
4. NFA	7-1-1	LL
5. Maloney-Meriden	7-2	
6. Shelton	8-2	M
7. Notre Dame-WH	7-2	LL
8. Fitch-Groton	7-2	
9. Ansonia	8-1-1	L
10. Southington	8-1	M
10. East Haven	8-1	M

1962 New Haven Register

School	Rec.	Div.
1. Notre Dame-WH*	8-0	LL
2. Greenwich*	8-0	LL
3. Wethersfield	8-0	L
4. East Hartford	7-0-1	
5. Naugatuck	9-1	L
6. Jonathan Law-Mil.	7-1-1	L
7. Conard-W. Htfrd.	8-1	LL
8. Stamford Catholic	8-1	
9. Notre Dame-Bridg.	7-2-1	
10. Amity-Woodbridge	7-0-2	M

1963 New Haven Register

School	Rec.	Div.
1. Wilbur Cross-NH*	9-0	LL
2. Darien	8-0-1	L
3. Harding-Bridgeport	10-0	LL
4. New Britain	7-1-1	LL
5. Staples-Westport	8-1	LL
6. Notre Dame-Bridg.	7-1-1	LL
7. Stamford	8-1-1	LL
8. Norwich Free Acad	7-2	
9. Weaver-Hartford	6-1-2	L
10. Rippowam-Stamfd	5-2-1	

1964 New Haven Register

School	Rec.	Div.
1. New Britain	7-0-1	LL
2. Notre Dame-Bridg.*	9-1	LL
3. Bunnell-Stratford	8-1	LL
4. Darien	7-1-1	L
5. Staples-Westport	7-2	
6. Stamford	8-1-1	LL
7. Southington	9-0	L
8. Stamford Catholic	8-2	L
9. New London	7-2	
10. Pulaski-New Britain	7-1-1	

1965 New Haven Register

School	Rec.	Div.
1. Rippowam-Stamfrd*	9-0	LL
2. Notre Dame-WH	8-1	
3. Southington	9-0	L
4. Ansonia	9-0	L
5. Stamford Catholic	8-0-1	L
6. New Britain	8-1	LL
7. Rog. Ludlowe-Fair.	8-2	
8. Fairfield Prep	8-2	
9. Pulaski-New Britain	8-2	
10. East Hartford	7-2	

1966 New Haven Register

School	Rec.	Div.
1. Stamford Catholic*	11-0	L
2. Weaver-Hartford	7-0-1	L
3. New Britain	8-1	LL
4. Pulaski-New Britain	9-1	M
5. Rippowam-Stamford	9-1	LL
6. Notre Dame-WH	7-1-1	
7. Hall-W. Hartford	8-1	L
8. Rog. Ludlowe-Fair	8-2	
9. Middletown	8-0	M
10. Fairfield Prep	7-3-1	

1967 New Haven Register

School	Rec.	Div.
1. Weaver-Hartford*	8-0	L
2. Notre Dame-WH	9-1	LL
3. Fairfield Prep	10-0	
4. Stamford Catholic	10-1	L
5. New Britain	7-1	LL
6. Pulaski-New Britain	9-1	M
7. Derby	8-0-1	M
8. Staples-Westport	8-2	
9. New London	7-2	
10. Seymour	7-2	

1967 SCORE

School	Rec.	Div.
1. Weaver-Hartford (8)*	8-0	L
2. Fairfield Prep	10-0	
3. Stamford Catholic	10-1	L
4. Notre Dame-WH	9-1	LL
5. Derby	8-0-1	M
6. New Britain	7-1	LL
7. Pulaski-N. Britain	9-1	M

***Waskowitz Trophy champion**
First place votes are in parentheses

School	Rec.	Pts.	Div.
8. Staples	8-2		
9. Seymour	7-2		
10. New Canaan	7-2		

SCORE stands for Scholastic Consesus for Orderly Reporting and Evaluation.

1968 New Haven Register

School	Rec.	Div.
1. West Haven*	9-0	LL
2. New London	9-0	L
3. New Canaan	10-0	M
4. Fairfield Prep	9-1	L
5. Notre Dame-WH	8-1	LL
6. Windham High	10-0	M
7. Derby	9-0	S
8. Xavier-Middletown	8-1	LL
9. Naugatuck	9-1	L
10. Jonathan Law-Mil.	8-2	

1969 New Haven Register

School	Rec.	Div.
1. Derby	10-0	S
2. New Canaan*	10-0	L
3. Fairfield Prep	10-0	L
4. Seymour	9-1	S
5. Weaver-Hartford	7-1	M
6. Xavier-Middletown	8-0-1	L
7. Rog. Ludlowe-Fair.	9-1	LL
8. Jonathan Law-Milfrd	9-1	M
9. Hall-West Hartford	9-0	L
10. Rockville	9-1	L

1970 New Haven Register

School	Rec.	Div.
1. Stamford*	10-1	LL
2. Notre Dame-W.H.	9-0-1	LL
3. Fairfield Prep	9-1	L
4. New Canaan	9-1	L
5. New London	9-1	L
6. Hartford Public	7-1	LL
7. North Haven	8-1	L
8. B. McMahon-Nrwlk	8-1	LL
9. Milford High	9-1	LL
10. New Britain	8-2	

1971 New Haven Register

School	Rec.	Div.
1. Stamford*	11-0	
2. Xavier-Middletown	9-0	L
3. Hartford Public	8-1	LL
4. Simsbury	8-0-1	L
5. New Canaan	9-1	LL
6. Seymour	8-1	M
7. Weaver-Hartford	9-1	L
8. Jonathan Law-Milfrd	9-1	L
9. Naugatuck	9-1	L
10. Danbury	9-1	LL

1972 New Haven Register

School	Rec.	Pts.	Div.
1. West Haven (9)	10-0	258	LL
2. Xavier-Middletown	10-0	224	L
3. Naugatuck (1)	10-0	218	L
4. Derby	10-0	210	S
5. Stratford (1)	10-0	176	L
6. Southington	9-0	164	LL
7. Conard-W. Hartford	9-0	150	LL
8. New Canaan	8-1-1	142	L
9. New London	8-1	128	M
10. North Haven	9-1	123	L

1973 New Haven Register

School	Rec.	Div.
1. Derby	10-0	S
2. Danbury	9-0-1	LL
3. Fairfield Prep	11-0	L
4. Xavier-Middletown	9-1	L
5. West Haven	7-1-1	LL
6. Waterford	9-0	M
7. Ansonia	7-3	S
8. Greenwich	7-1-1	LL
9. Stratford	9-1	L
10. Simsbury	8-1	L

1974 New Haven Register

School	Rec.	Pts.	Div.
1. Xavier (9)	10-0	216	L
2. Greenwich (2)	11-0	200	LL
3. B. McMahon-Nrwalk	9-1	168	LL
4. Lyman Hall-Wllingfrd	10-1	122	
5. Waterford	9-1	113	M
6. New Britain	9-2	107	
7. Hamden	8-1-2	105	
8. Bristol Central	9-1	100	L
9. Stratford	9-0-1	96	L
10. Derby	9-2	56	

1975 New Haven Register

School	Rec.	Pts.	Div.
1. Staples-Westport (9)	11-0	216	LL
2. Hall-W. Hartford (2)	10-0	190	LL
3. Fairfield Prep	11-0-1	167	L
4. Derby	9-0-2	145	S
5. West Haven	8-1-1	109	LL
6. Waterford	8-1	101	M
7. Holy Cross-Wtby	9-1-1	89	LL
8. B. McMahon-Nrwalk	8-2-1	84	LL
9. Hamden	8-2-1	73	
t10. Trumbull	9-2	42	
t10. Fitch-Groton	7-2	42	

1976 New Haven Register

School	Rec.	Pts.	Div.
1. Fitch-Groton (9)	11-0	214	LL
2. Ansonia (1)	11-0	181	S
3. East Hartford	11-0	162	L
4. Hand-Madison	11-0	155	M
5. New Britain (1)	9-1	140	LL
6. West Haven	9-1	101	
7. Harding-Bridgeport	9-1	98	L
8. St. Paul-Bristol	10-1	96	M
9. Trumbull	8-2	65	LL
10. Danbury	8-1-1	64	

***1st year of CIAC football playoffs**

1977 New Haven Register

School	Rec.	Pts.	Div.
1. Trumbull (6)	11-0	208	LL
2. Ansonia (5)	11-0	194	S
3. Fairfield Prep	11-0	180	L
4. Hamden	10-1	149	LL
5. Hand-Madison	11-0	148	M
6. Stamford Catholic	8-2-1	111	
7. Xavier-Middletown	10-1	109	L
t8. Naugatuck	9-1	59	L
t8. Berlin	9-2	59	M
10. Greenwich	7-1-1	54	LL

1978 New Haven Register

School	Rec.	Div.
1. Amity-Woodbridge	10-0-1	LL
2. Ansonia*	10-1	S
3. St. Bernard-Montville	10-1	M
4. Stamford Catholic	8-2-1	S
5. Wilton	9-1-1	L
t6. Hamden	9-1	LL
t6. St. Joseph-Trumbull	11-1	S
8. B. McMahon-Nrwalk	7-2-1	
9. East Lyme	9-2	M
10. Maloney-Meriden	9-1	M

***Ansonia petitioned to compete in LL**

1979 New Haven Register

School	Rec.	Pts.	Div.
1. Newington (9)	11-0	302	LL
2. Darien (3)	11-0	274	L
3. Ansonia (1)	11-0	272	M
4. Fitch of Groton	9-1	215	LL
5. North Branford	11-0	210	S
6. Fairfield Prep	10-1	189	L
7. Notre Dame-W.H.	9-1	187	LL
8. Seymour	9-2	167	M
9. Conard-W. Hartford	8-1	144	LL
10. Bristol Central	9-2	138	L

1980 New Haven Register

School	Rec.	Div.
1. Trumbull	11-0	LL
2. Newington	11-1	LL
3. Rippowam-Stamford	11-1	L
4. St. Joseph-Trumbull	11-1	S
5. Ansonia	11-1	LL
6. Fairfield Prep	11-1	LL
7. Seymour	10-2	M
8. Hand-Madison	10-2	M
9. North Branford	9-1	S
10. New Britain	8-2-1	

1981 New Haven Register

School	Rec.	Div.
1. Naugatuck	11-0	L
2. Greenwich	10-1	LL
3. New Britain	10-0	L
4. Ansonia	10-1	S
5. Xavier-Middletown	10-1	L
6. Killingly	10-1	M
7. St. Joseph-Trumbull	10-1	SS
8. Trumbull	9-2	LL
9. Newtown	10-1	MM
10. Hand-Madison	9-2	M

1982 New Haven Register

School	Rec.	Div.
1. St. Joseph-Trumbull	11-0	SS
2. Hand-Madison	11-0	M
3. Ansonia	10-1	S
4. Fairfield Prep	10-2	LL
5. Bloomfield	9-0-2	MM
6. New Canaan	8-2-1	L
7. Greenwich	9-2	LL
8. Naugatuck	9-2	L
9. Newington	7-1-1	
10. Penney-E. Hartford	8-2-1	MM

1983 New Haven Register

School	Rec.	Div.
1. Ansonia	11-0	S
2. St. Joseph-Trumbull	11-0	SS
3. Greenwich	12-0	LL
4. New London	11-0	M
5. East Catholic-Manch.	10-1	MM
6. Hand-Madison	10-1	MM
7. Ridgefield	8-2-1	L
8. Notre Dame-W.H.	9-2	LL
9. Stamford Catholic	9-2	S
10. Hamden	9-1	LL

1984 New Haven Register

School	Rec.	Div.
1. Middletown	11-0	M
2. Ansonia	10-1	S
3. Glastonbury	11-0	LL
4. Hand-Madison	10-1	MM
5. St. Joseph-Trumbull	10-1	SS
6. Shelton	10-1	LL
7. Southington	10-1	LL
8. Wilbur Cross-N.Hav.	9-1	L
9. Ledyard	10-1	M
10. Wilton	9-3	MM

1985 New Haven Register

School	Rec.	Div.
1. Hillhouse-N. Haven	12-0	MM
2. Lyman Hall-Wallingfd	11-1	M
3. Wilton	11-1-1	L
4. Middletown	11-1	M
5. Trumbull	7-2-2	LL
6. Glastonbury	11-1	LL
7. Derby	10-2	S
8. Newington	9-1-1	L
9. Ansonia	9-2	S
10. Sheehan-Wallingfd	10-2	SS

1986 New Haven Register

School	Rec.	Div.
1. Trumbull	13-0	LL
2. West Haven	10-0-1	L
3. Notre Dame-WH	10-1-1	LL
4. Watertown	11-1	SS
5. East Catholic-Manch	10-1-1	MM
6. Immaculate-Danbury	12-0	S
7. Hal-W. Hartford	11-1	L
8. Ledyard	10-2	M
9. Derby	10-2	S
10. Stratford	11-1	M

1987 New Haven Register

School	Rec.	Div.
1. East Catholic-Manch	11-0	M
2. Ansonia	11-1	S
3. Middletown	10-1	MM
4. West Haven	9-2	L
5. East Hartford	10-1	LL
6. Derby	9-1	S
7. Greenwich	9-1-1	LL
8. New London	10-1	S
9. Morgan-Clinton	11-0	SS
10. Conard-W. Hartford	10-1	L

1988 New Haven Register

School	Rec.	Div.
1. Stratford	10-1	SS
2. Fairfield Prep	9-1-1	LL
3. Middletown	7-3*	MM
4. Shelton	10-1	L
5. Ansonia	9-2	S
6. Bristol Eastern	10-1	MM
7. New London	10-1	S
8. St. Joseph-Trumbull	8-1-2	M
9. Greenwich	10-2	LL
10. New Canaan	8-2	MM

* Middletown forfeited victories over Hillhouse and Watertown.

1989 New Haven Register

School	Rec.	Div.
1. Ansonia	11-0	S
2. New London	11-0	SS
3. St. Joseph-Trumbull	10-1	M
4. West Haven	10-1	L
5. Trumbull	10-1	LL
6. Hand-Madison	10-1	MM
7. Glastonbury	10-1	LL
8. Stratford	9-2	SS
9. Cheshire	10-1	LL
10. Fairfield Prep	8-2	LL

1990 New Haven Register

School	Rec.	Div.
1. Derby	11-0	S
2. St. Joseph-Trumbull	10-1	M
3. Greenwich	9-1-1	LL
4. West Haven	7-1	L
5. Danbury	9-1-2	LL
6. Ansonia	9-1	S
7. Rockville	10-1	L
8. Naugatuck	9-1	L
9. Norwalk	7-2-1	LL
10. Morgan-Clinton	10-1	SS

1991 New Haven Register

School	Rec.	Div.
1. New London	12-0	S
2. Notre Dame-W.H.	11-0-1	L
3. Greenwich	12-1	LL
4. Darien	10-2	M
5. Ledyard	10-1	MM
6. Ansonia	11-2	S
t7. Berlin	11-1	M
t7. Newtown	12-1	MM
9. Stonington	9-2	SS
10. Shelton	9-2	L

1992 New Haven Register

School	Rec.	Div.
1. Darien	11-0-1	SS
2. Cheshire	11-0	L
3. Notre Dame-W.H.	10-1	L
4. New Britain	10-1	LL
5. Newtown	12-0	MM
6. Middletown	10-1	M
7. New London	10-1	S
8. Stratford	10-1	SS
9. Ansonia	11-1	S
10. Berlin	9-2	M

1993 New Haven Register

School	Rec.	Div.
1. Cheshire	11-0	L
2. Ledyard	11-0	MM
3. New Canaan	11-1	M
4. Seymour	10-1	SS
5. Naugatuck	10-1	LL
6. Trinity Cath-Stam	10-1	S
7. Simsbury	9-2	L
8. Hand-Madison	9-1-1	M
9. Ansonia	9-1	S
10. Danbury	9-2	LL

1994 New Haven Register

School	Rec.	Div.
1. Cheshire	11-0	L
2. Ansonia	11-0	SS
3. Fitch	10-0	L
4. McMahon-Nrwlk	12-0	MM
5. Naugatuck	9-1	L
6. Foran-Milford	10-1	M
7. Hartford Public	9-1-1	LL
8. Hand-Madison	9-1-1	M
9. Simsbury	10-1	L
10. Crosby-Wtby	9-1	L

1995 New Haven Register

School	Rec.	Div.
1. Cheshire	12-0	L
2. Ansonia	12-0	S
3. Shelton	10-2	LL
4. Brookfield	13-0	M
5. Trumbull	10-2	LL
6. Bloomfield	10-1-1	S
7. Rockville	11-1	L
8. Wilton	10-3	M
9. Berlin	10-1	M
10. New Britain	9-2	LL

1996 New Haven Register

School	Rec.	Div.
1. Weaver	13-0	L
2. Cheshire	11-2	LL
3. Darien	12-1	S
4. Hamden	10-2-1	LL
5. Killingly	12-1	M
6. Notre Dame-W.H.	9-2	L
7. Holy Cross-Wtby.	12-1	L
8. Greenwich	11-1-1	LL
9. Bloomfield	10-2-1	S
10. Newtown	12-1	L

1997 New Haven Register

School	Rec.	Div.
1. Hand-Madison	13-0	L
2. Bloomfield	12-0	S
3. Cheshire	11-2	LL
3. Weaver	12-1	M
5. Staples-Westport	12-2	L
6. Trumbull	11-2	LL
7. Darien	11-3	S
8. Fitch-Groton	10-1	L
9. West Haven	9-2-1	LL
10. Ansonia	11-1	S

1998 New Haven Register

School	Rec.	Pts.	Div.
1. Bloomfield (18)	12-0	540	S
t2. Southington	11-1	482	LL
t2. Seymour	11-1	482	M
4. Darien	12-1	404	M
5. Masuk-Monroe	11-2	387	L
6. Fitch-Groton	10-1	324	L
7. Cheshire	8-2	272	LL
8. NFA	10-2	271	LL
9. Hamden	9-2	225	LL
10. Norwalk	9-3	199	LL

1999 New Haven Register

School	Rec.	Pts.	Div.
1. Bloomfield (13)	11-0	530	S
2. Fitch-Groton (5)	12-0	508	L
3. Greenwich	12-1	466	LL
4. Weaver-Hartford	10-2	384	M
5. Southington	10-2	370	LL
6. Cheshire	8-1-1	310	
7. New Britain	9-1	307	
8. Fairfield Prep	10-1	296	
9. Masuk-Monroe	11-1	261	
10. Ansonia	11-1	241	S

2000 New Haven Register

School	Rec.	Pts.	Div.
1. Fitch-Groton (12)	12-0	522	L
2. Shelton (3)	12-0	500	LL
3. Bloomfield (3)	10-1	490	M
4. Greenwich	10-3	349	LL
5. Masuk-Monroe	11-2	329	L
6. New Canaan	11-2	322	M
7. New Britain	8-2-1	312	LL
8. Notre Dame-WH	9-1	256	LL
9. Cheshire	8-2	251	LL
10. Hyde-N. Haven	12-0	235	S

2001 New Haven Register

School	Rec.	Div.
1. New Britain	11-1	LL
2. Notre Dame-WH	11-1	L
3. Greenwich	10-1	LL
4. Bloomfield	9-1-1	S
4. Bristol Central	9-1	LL
6. West Haven	9-1-1	LL
7. Fitch-Groton*	10-1	L
8. Southington	9-1	LL
9. New Canaan	8-3-1	M
10. Shelton	9-1	LL

*Includes forfeit from unplayed game against Plainfield

2002 New Haven Register

School	Rec.	Pts.	Div.
1. West Haven (15)	12-0	480	LL
2. Greenwich	12-1-1	420	LL
3. New Canaan	12-1-1	384	M
4. Staples-Westport	12-1	344	MM
5. Ansonia	13-0	296	S
6. New Britain	9-1	287	LL
7. Norwich Free Acd	11-1	262	LL
8. Fairfield Prep	10-1	235	LL
9. Ridgefield	11-2	223	L
10. Hillhouse--N.H.	11-2	188	SS

2003 New Haven Register

School	Rec.	Div.
1. New Britain	12-0	LL
2. Ansonia	13-0	S
3. Shelton	12-1	L
4. West Haven	10-1-1	LL
5. Hand-Madison	11-2	M
6. Staples-Westport	13-1	L
7. East Lyme	10-2	MM
8. Greenwich	10-2	LL
9. Amity-Woodbridge	10-1	L
10. Masuk-Monroe	13-1	MM

2004 New Haven Register

School	Rec.	Pts.	Div.
1. Hand (16)	12-0	616	M
2. New Britain (5)	11-1	596	LL
3. Greenwich	12-1	514	LL
4. Staples	11-1	494	L
5. Pomperaug	13-0	490	MM
6. Woodland Reg.	12-0	422	SS
7. Hyde-N. Haven	12-0	317	S
8. Branford	11-1	311	MM
9. East Lyme	11-1	284	L
10. Brookfield	11-2	227	M

2005 New Haven Register

School	Rec.	Pts	Div.
1. Xavier (20)	12-0	600	LL
2. Staples	12-1	542	L
3. Southington	11-1	496	LL
4. Hyde-N. Haven	12-0	426	S
5. Hand-Madison	10-2	412	M
6. Trumbull	10-2	402	LL
7. West Haven	9-2	365	LL
8. Woodland Reg.	12-1	348	SS
9. Greenwich	8-2	229	LL
10. Brookfield	11-1	228	SS

2006 New Haven Register

School	Rec.	Pts	Div.
1.Ansonia (20)	13-0	628	S
2. Greenwich (1)	12-1	566	LL
3. Holy Cross	12-1	544	SS
4. Bunnell	12-1	474	L
5. Southington	11-1	432	LL
6. New Canaan	11-2	424	MM
7. Hillhouse	11-1	398	M
8. Staples	10-2	370	L
9. West Haven	9-2	251	L
10. Windham High	11-1	214	M

STATE POLLS *SPORTWRITERS*

2007 New Haven Register

School	Rec.	Pts	Div.
1. Ansonia (18)	13-0	596	S
2. Greenwich (2)	11-1	560	LL
3. Bunnell	13-0	520	L
4. Seymour	11-1	492	SS
5. New Canaan	10-2	419	MM
6. Hand	11-1	359	MM
7. Shelton	10-2	349	LL
8. Ledyard	11-1	287	M
9. New London	11-1	272	S
10. Staples	8-2	232	L

2008 New Haven Register

School	Rec.	Pts	Div.
1. N. Canaan (20)	13-0	656	MM
2. Glastonbury (2)	13-0	618	LL
3. Masuk	12-1	546	L
4. New London	12-1	478	SS
5. Brookfield	12-1	461	M
6. Darien	11-2	432	MM
7. Cromwell	12-1	386	S
8. Hillhouse	11-1	364	MM
9. Cheshire	10-3	308	LL
10. Ansonia	12-2	295	S

2009 New Haven Register

School	Rec.	Pts	Div.
1. Notre Dme-WH (19)	11-1	676	L
2. Cheshire (3)	11-1	644	LL
3. Staples	12-1	568	LL
4. New Canaan (1)	11-1	538	MM
5. Pomperaug	12-1	492	L
6. Xavier	9-2	391	LL
7. St. Joseph	10-2	370	SS
8. Bridgeport Cent.	9-2	304	LL
9. Hyde-N. Haven	11-1	284	S
10. Berlin	10-2	248	M

2009 CT Sports Writers Alliance

School	Rec.	Pts	Div.
1. Notre Dme-WH (26)	11-1	676	L
2. Cheshire (4)	11-1	471	LL
3. Staples	12-1	412	LL
4. New Canaan (3)	11-1	410	MM
5. Pomperaug	12-1	349	L
6. Xavier	9-2	286	LL
7. St. Joseph	10-2	279	SS
8. Berlin	10-2	253	M
9. Brid. Central (1)	9-2	214	LL
10. Hyde-N Haven	11-1	213	S

2010 New Haven Register

School	Rec.	Pts	Div.
1. Xavier (14)	13-0	700	LL
2. Masuk (10)	13-0	692	L
3. New Canaan	11-2	564	L
4. St. Joseph	10-3	529	S
5. Trumbull	11-3	528	LL
6. Hillhouse	10-3	455	M
7. Glastonbury	10-2	353	LL
8. Hand	10-2	308	L
9. Ansonia	11-2	364	S
10. NFA	11-1	298	LL

2010 CT Sports Writers Alliance

School	Rec.	Pts	Div.
1. Masuk (19)	13-0	453	L
2. Xavier (12)	13-0	445	LL
3. St. Joseph	10-3	366	S
4. New Canaan	11-2	365	L
5. Trumbull	11-3	327	LL
6. Hillhouse	10-3	301	M
7. Ansonia	11-2	271	S
8. Glastonbury	10-2	195	LL
9. Hand	10-2	185	L
10. New London	10-3	168	M

2011 New Haven Register

School	Rec.	Pts	Div.
1. Xavier (25)	13-0	750	LL
2. Hand	13-0	698	L
3. Ansonia	14-0	652	M
4. Staples	12-1	564	LL
5. Masuk	12-1	530	L
6. New Canaan	11-2	510	L
7. Windsor	11-1	443	L
8. Holy Cross	12-2	351	S
9. New London	9-2	334	L
10. Notre Dme-WH	8-3	258	L

2011 CT Sports Writers Alliance

School	Rec.	Pts	Div.
1. Xavier (29)	13-0	435	LL
2. Hand	13-0	402	L
3. Ansonia	14-0	380	M
4. Staples	12-1	321	LL
5. Masuk	12-1	317	L
6. New Canaan	11-2	302	L
7. Windsor	11-1	247	L
8. Holy Cross	12-2	201	S
9. New London	9-2	173	L
10. Notre Dame-WH	8-3	140	L

2012 New Haven Register

School	Rec.	Pts	Div.
1. Hand (24)	13-0	768	L
2. Xavier (1)	12-1	678	LL
3. Ansonia	14-0	664	S
4. Hillhouse	11-2	558	M
5. Windsor	14-1	528	L
6. NFA	12-1	526	LL
7. Staples	10-1	470	LL
8. Glastonbury	10-2	361	LL
9. North Branford	12-1	306	S
10. Southington	10-1	268	LL

2013 New Haven Register

School	Rec.	Pts	Div.
1. Ansonia (21)	15-0	826	S
2. New Canaan (7)	14-1	782	L
3. Southington	12-1	698	LL
4. St. Joseph	13-2	696	M
5. Darien	12-2	592	L
6. Fairfield Prep	11-3	576	LL
7. Middletown	11-2	440	L
8. West Haven	10-3	432	LL
9. Glastonbury	10-2	326	LL
10. Newtown	12-1	321	LL

2014 New Haven Register

School	Rec.	Pts	Div.
1. Southington (27)	12-0	810	LL
2. New Canaan	11-1	724	L
3. Windsor	12-0	716	L
4. Darien	12-1	626	L
5. St. Joseph	11-2	574	M
6. Xavier	9-3	522	LL
7. Shelton	12-1	466	LL
8. Valley Reg/OL	13-0	436	S
9. Newtown	12-1	345	LL
10. Brookfield	12-2	337	M

2015 New Haven Register

School	Rec.	Pts	Div.
1. Darien (29)	12-0	870	LL
2. New Canaan	11-1	812	L
3. North Haven	12-1	720	L
4. Shelton	12-1	620	LL
5. Southington	11-1	588	LL
6. Windsor	10-1	533	L
7. Bloomfield	13-0	525	S
8. Brookfield	11-2	510	M
9. Wethersfield	10-2	390	L
10. New Fairfield	11-2	357	M

2016 New Haven Register

School	Rec.	Pts	Div.
1. Darien (28)	13-0	840	LL
2. New Canaan	12-1	784	L
3. Ridgefield	10-3	650	LL
4. Windsor	12-1	594	L
5. West Haven	10-1	546	LL
6. Hillhouse	12-1	525	M
7. Ansonia	13-0	521	S
8. Southington	11-1	496	LL
9. Shelton	9-3	447	LL
10. Notre Dame WH	8-4	329	L

2017 New Haven Register

School	Rec.	Pts	Div.
1. Darien (16)	12-1	690	LL
2. St. Joseph	12-1	634	S
3. Hand (3)	12-1	620	L
4. Greenwich	12-1	574	LL
5. Killingly (5)	13-0	516	M
6. Ansonia	12-1	502	S
7. Masuk	11-2	434	L
8. New Canaan	9-3	333	L
9. West Haven	9-3	308	LL
10. Middletown	10-1	287	L

2018 New Haven Register

School	Rec.	Pts	Div.
1. Greenwich (24)	13-0	832	LL
2. Hand (4)	13-0	792	L
3. St. Joseph	12-1	728	M
4. New Canaan	10-3	632	LL
5. Bloomfield	12-1	534	S
6. Newtown	11-1	499	LL
7. Shelton	10-1	460	LL
8. Darien	9-2	379	LL
9. Fairfield Pep	10-2	372	LL
10. Berlin	11-2	362	M

2019 New Haven Register

School	Rec.	Pts	Div.
1. St. Joseph (24)	13-0	748	L
2. Newtown (1)	13-0	678	LL
3. Hand	12-1	670	L
4. Darien	11-2	584	LL
5. Sheehan	11-2	471	S
6. Southington	10-2	448	LL
7. Weston	12-1	423	M
8. Greenwich	9-2	387	LL
9. Bloomfield	12-1	309	S
10. New Canaan	9-3	274	L

2021 New Haven Register/GameTimeCT

School	Rec.	Pts	Div.
1. Darien (21)	12-1	656	LL
2. Maloney	12-1	596	L
3. Fairfield Prep	11-2	536	LL
4. New Canaan	10-2	498	LL
5. Windsor	11-2	462	L
6. St. Joseph	10-2	434	L
7. Killingly (1)	12-0	400	M
8. Shelton	9-3	323	LL
9. Cromwell/Portland	13-0	299	S
10. Greenwich	7-4	279	LL

The following are the final top 10 football poll of the season as voted by coaches from across the state.

1985 Hartford Courant

School	Rec.	Pts.	Div.
1. Hillhouse (10)	12-0	382	MM
2. Lyman Hall (2)	11-1	358	M
3. Wilton	11-1-1	294	L
4. Glastonbury	11-1	288	LL
5. Middletown	11-1	282	M
6. Derby	10-2	250	S
7. Trumbull (1)	7-2-2	243	LL
8. Newington	9-1-1	185	L
9. Sheehan-Wallingfd	10-2	139	SS
10. Hall-W. Hartford	10-2	134	L

1986 Hartford Courant

School	Rec.	Pts.	Div.
1. Trumbull (12)	13-0	360	LL
2. West Haven	10-0-1	320	LL
3. Watertown	11-1	292	SS
4. E. Catholic-Manc	10-1-1	282	MM
5. Immaculate-Danb	12-0	258	S
6. Notre Dame-WH	10-1-1	222	LL
7. Hall-W. Htfd.	11-1	201	L
8. Ledyard	10-2	181	M
9. Stratford	11-1	166	M
10. Derby	10-2	154	S

1987 Hartford Courant

School	Rec.	Pts.	Div.
1. East Catholic (15)	11-0	450	M
2. Middletown	10-1	380	MM
3. Ansonia	11-1	374	S
4. East Hartford	10-1	331	LL
5. Morgan-Clinton	11-0	300	SS
6. West Haven	9-2	255	L
7. Conard-W. Htfd.	10-1	226	L
8. Torrington	10-1	207	M
9. Derby	9-1	181	S
10. Darien	10-2	164	M

1988 Hartford Courant

School	Rec.	Pts.	Div.
1. Stratford (9)	10-1	352	SS
t2. Shelton (1)	10-1	338	L
t2. Fairfield Prep (2)	9-1-1	338	LL
4. Middletown*	7-3	304	MM
5. Bristol Eastern (1)	10-1	282	MM
6. St. Joseph-Trum	8-1-2	236	M
7. Ansonia	9-2	228	S
8. New London	10-1	225	S
9. Greenwich	10-2	213	LL
10. South Windsor	10-1	200	MM

■ **Note:** Middletown forfeited wins over Hillhouse and Watertown.

Split State Championships Polls

Seasons that ended with two state championship poll winners.

Yr.	Waskowitz	Register
1964	ND-Fairfield	New Britain
Yr.	**Writers**	**Coaches**
1991	New London	N. Dame-WH
1992	Darien	Cheshire
2010	Xavier/Masuk	Xavier

1989 Hartford Courant

School	Rec.	Pts.	Div.
1. Ansonia (9)	11-0	356	S
2. New London (3)	11-0	336	SS
3. St. Joseph-Trumb.	10-1	296	M
4. West Haven	10-1	280	L
5. Glastonbury	10-1	254	LL
6. Hand-Madison	10-1	219	MM
7. Trumbull	10-1	201	LL
8. Cheshire	10-1	200	LL
9. Stratford	9-2	149	SS
t10. Rockville	10-1	132	L
t10. Maloney-Meriden	9-2	132	M

1990 Hartford Courant

School	Rec.	Pts.	Div.
1. Derby (12)	11-0	388	S
2. St. Joseph-Trum (1)	10-1	350	M
3. Greenwich	9-1-1	318	LL
4. Rockville	10-1	282	L
5. Ansonia	10-1	233	S
6. West Haven	7-1	228	L
7. Danbury	9-1-2	217	LL
8. Newtown	9-1	213	MM
9. Sacred Hrt-Wtby.	9-2	181	SS
t10. Morgan-Clinton	10-1	166	SS
t10. Newington	9-2	166	L

1991 Hartford Courant

School	Rec.	Pts	Div.
1. Notre Dame-WH (7)	11-0-1	348	L
2. New London (5)	12-0	342	S
3. Greenwich	11-1	314	LL
4. Ledyard	10-1	278	MM
5. Darien	10-2	262	M
6. Stonington	10-2	201	SS
7. Ansonia	11-2	198	S
8. Newtown	12-1	197	MM
9. Bulkeley-Hartford	10-2	181	LL
10. Berlin	11-1	168	M

1992 Hartford Courant

School	Rec.	Pts.	Div.
1. Cheshire (7)	11-0	294	L
2. Darien (2)	11-0-1	280	SS
3. New Britain (1)	10-1	240	LL
4. Newtown	12-0	228	MM
5. Middletown	10-1	214	M
6. Notre Dame-W.H.	10-1	212	L
7. New London	10-1	210	S
8. Ansonia	11-1	152	S
9. Stratford	10-1	129	SS
10. Berlin	9-2	121	M

1993 Hartford Courant

School	Rec.	Pts.	Div.
1. Cheshire (9)	11-0	296	L
2. Ledyard (2)	11-0	280	MM
3. New Canaan	11-1	252	M
4. Naugatuck	10-1	242	LL
5. Seymour	10-1	228	SS
6. Simsbury	9-2	173	L
7. Trinity Cath-Stamfd	10-1	168	S
8. Ansonia	9-1	162	S
9. Manchester	10-1	137	LL
10. Hand-Madison	9-1-1	136	M

1994 Hartford Courant

School	Rec.	Pts.	Div.
1. Cheshire (9)	11-0	354	L
2. Ansonia (1)	11-0	334	SS
3. Brien McMahon	12-0	328	MM
4. Fitch-Groton (2)	10-0	300	L
5. Naugatuck	9-1	240	L
5. Foran-Milford	10-1	240	M
7. Simsbury	10-1	210	L
8. Hartford Public	9-1-1	204	LL
9. Hand-Madison	9-1-1	168	M
10. Berlin	9-1	139	SS

1995 Hartford Courant

School	Rec.	Pts.	Div.
1. Cheshire (10)	12-0	356	L
2. Ansonia (2)	12-0	338	S
3. Brookfield	13-0	304	M
4. Shelton	10-2	288	LL
5. Bloomfield	10-1-1	236	S
6. Trumbull	10-2	232	LL
7. Rockville	11-1	172	L
8. Wilton	10-3	157	M
9. Berlin	10-1	145	M
10. New Britain	9-2	133	LL

1996 Hartford Courant

School	Rec.	Pts.	Div.
1. Weaver-Htfd (10)	13-0	356	L
2. Darien (1)	12-1	310	S
3. Cheshire	11-2	308	LL
4. Killingly (1)	12-1	292	M
5. Hamden	10-2-1	264	LL
6. Holy Cross-Wtby	12-1	213	L
7. Bloomfield	10-2-1	208	S
8. Greenwich	11-1-1	167	LL
9. Notre Dame-WH	9-2	160	L
10. New Canaan	9-3-1	158	M

1997 Hartford Courant

School	Rec.	Pts.	Div.
1. Hand-Madison	13-0	354	L
2. Bloomfield	12-0	340	S
3. Weaver	12-1	304	M
4. Cheshire	11-2	296	LL
5. Staples-Westport	12-2	250	L
6. Darien	11-3	230	S
7. Trumbull	11-2	218	LL
8. Platt-Meriden	11-2	179	M
9. West Haven	9-2-1	164	LL
10. Ansonia	11-1	157	S

1998 Hartford Courant

School	Rec.	Pts.	Div.
1. Bloomfield (13)	12-0	260	S
2. Southington	11-1	228	LL
3. Seymour	11-1	212	M
4. Masuk-Monroe	11-2	163	L
5. Darien	12-1	141	M
6. Fitch-Groton	10-1	125	L
7. NFA	10-2	113	LL
8. Ansonia	10-2	92	S
9. Hamden	9-2	76	LL
10. Norwalk	9-3	57	LL

1999 Hartford Courant

School	Rec.	Pts.	Div.
1. Bloomfield (11)	11-0	274	S
2. Fitch-Groton (2)	12-0	238	L
3. Greenwich (1)	12-1	234	LL
4. Weaver-Hartford	10-2	181	M
5. Southington	10-2	158	LL
6. Cheshire	8-1-1	124	
7. Fairfield Prep	10-1	115	
8. Ansonia	11-1	80	S
9 .Masuk-Monroe	11-1	77	
10. New Britain	9-1	53	LL

2000 Hartford Courant

School	Rec.	Pts.	Div.
1. Fitch-Groton (5)	12-0	338	L
2. Shelton	12-0	330	LL
3. Blooomfield (5)	10-1	310	M
4. Greenwich	10-3	247	LL
5. Masuk-Monroe	11-2	240	L
6. New Canaan	11-2	218	M
7. Hyde-N. Haven	12-0	180	S
8. New Britain	8-2-1	179	LL
9. Cheshire	8-2	136	LL
10. West Haven	9-1	132	LL

No coaches poll in 2001, 2002

2003 New London Day

School	Rec.	Pts.	Div.
1. New Britain (10)	12-0	384	LL
2. Ansonia (3)	13-0	370	S
3. Shelton	12-1	324	L
4. West Haven	10-1-1	304	LL
5. Hand-Madison	11-2	274	M
6. Staples-Westport	13-1	259	L
7. East Lyme	10-2	199	MM
8. Greenwich	10-2	197	LL
9. Amity-Woodbridge	10-1	194	L
10. Bloomfield	10-3	161	SS

2004 New London Day

School	Rec.	Pts.	Div.
1. Hand-Madison (9)	12-0	378	M
2. New Britain (4)	11-1	372	LL
3. Greenwich	12-1	330	LL
4. Staples-Westprt	11-1	310	L
5. Pomperaug	13-0	268	MM
6. Woodland-Bcn Fll	12-0	262	SS
7. Hyde-N. Haven	12-0	193	S
8. Branford	11-1	186	MM
9. East Lyme	11-1	179	L
10. Brien McMahon	8-2	144	MM

2005 New London Day

School	Rec.	Pts.	Div.
1. Xavier-Midd (12)	12-0	360	LL
2. Staples-Westport	12-1	322	LL
3. Southington	11-1	300	LL
4. Hand-Madison	10-2	270	M
5. Hyde-N. Haven	12-0	244	S
6. Woodland-Bcn Fll	12-1	235	SS
7. Trumbull	10-2	205	LL
8. West Haven	9-2	174	LL
9. Brookfield	12-1	134	SS
10. Greenwich	8-2	119	LL

2006 New London Day

School	Rec.	Pts	Div.
1.Ansonia (10)	13-0	384	S
2. Greenwich (3)	12-1	360	LL
3. Holy Cross-Wtby	12-1	334	SS
4. Bunnell-Stratford	12-1	280	L
5. New Canaan	11-2	276	MM
6. Southington	11-1	262	LL
7. Hillhouse-N.H	11-1	252	M
8. Staples-Westport	10-2	228	L
9. West Haven	9-2	152	L
10. Windham High	11-1	130	M

2007 New London Day

School	Rec.	Pts	Div.
1. Ansonia (9)	13-0	380	S
2. Greenwich (2)	11-1	364	LL
3. Bunnell	13-0	346	L
4. Seymour	11-1	276	SS
5. New Canaan	10-2	272	MM
6. Hand	11-1	236	MM
7. Shelton	10-2	224	LL
8. Ledyard	11-1	213	M
9. Masuk	10-3	170	L
10. New London	11-1	140	S

2008 New London Day

School	Rec.	Pts	Div.
1. N. Canaan (11)	13-0	386	MM
2. Glastonbury (2)	13-0	360	LL
3. Masuk	12-1	328	L
4. New London	12-1	288	SS
5. Cromwell	12-1	260	S
6. Brookfield	12-1	259	M
7. Darien	11-2	222	MM
8. Cheshire	10-3	191	LL
9. Seymour	11-2	183	SS
10. Hillhouse	11-1	180	MM

2009 New London Day

School	Rec.	Pts	Div.
1. Notre Dme-WH (10)	11-1	384	L
2. Cheshire (3)	11-1	370	LL
3. Staples	12-1	308	LL
4. New Canaan	11-1	290	MM
5. Pomperaug	12-1	249	L
6 Bridgeprt Cntral	9-2	241	LL
7. St. Joseph	10-2	240	SS
8. Xavier	9-2	230	LL
9. Hyde	11-1	172	S
10. Berlin	10-2	142	M

STATE POLLS *COACHES*

2010 New London Day

School	Rec.	Pts	Div.
1. Xavier (7)	13-0	378	LL
2. Masuk (6)	13-0	376	L
3. St. Joseph	10-3	313	S
4. New Canaan	11-2	292	L
5. Trumbull	11-3	268	LL
6. Hillhouse	10-3	263	M
7. Hand	10-2	199	L
8. Ansonia	11-2	192	S
9. Glastonbury	10-2	186	LL
10. New London	10-3	121	M

2011 New London Day

School	Rec.	Pts	Div.
1. Xavier (11)	13-0	358	LL
2. Hand (1)	13-0	330	L
3. Ansonia	14-0	320	M
4. Masuk	12-1	258	L
5. Staples	12-1	256	LL
6. New Canaan	11-2	250	L
7. Holy Cross	12-2	211	S
8. Windsor	11-1	173	L
9. New London	9-2	158	L
10. Ledyard	11-2	134	M

2012 New London Day

School	Rec.	Pts	Div.
1. Hand (11)	13-0	386	L
2. Ansonia (2)	14-0	354	S
3. Xavier	12-1	348	LL
4. Hillhouse	11-2	302	M
5. Windsor	11-1	288	L
6. NFA	12-1	258	LL
7. Staples	10-1	238	LL
8. North Branford	12-1	169	S
9. Berlin	11-2	168	M
10. Glastonbury	10-2	156	LL

2013 New London Day

School	Rec.	Pts	Div.
1. Ansonia (9)	15-0	378	S
2. New Canaan	14-1	370	L
t3. St. Joseph	13-2	328	M
t3. Southington	12-1	328	LL
5. Darien	12-2	272	L
6. Fairfield Prep	11-3	268	LL
7. Glastonbury	10-2	192	LL
8. West Haven	10-3	169	LL
9. Middletown	11-2	161	L
10. Hall	9-2	125	LL

2014 New London Day

School	Rec.	Pts	Div.
1. Southington (12)	12-0	388	LL
2. New Canaan	11-1	356	L
3. Windsor (1)	12-0	320	L
4. Darien	12-1	300	L
5. Xavier	9-3	282	LL
6. St. Joseph	11-2	280	M
7. Shelton	12-1	244	LL
8. Valley Reg/OL	13-0	178	S
9. Brookfield	12-2	159	M
10. Newtown	11-1	153	LL

2015 New London Day

School	Rec.	Pts	Div.
1. Darien (13)	12-0	390	LL
2. New Canaan	11-1	364	L
3. North Haven	12-1	326	L
4. Shelton	12-1	294	LL
t5. Bloomfield	13-0	244	S
t5. Southington	11-1	244	LL
7. Brookfield	11-2	227	M
8. Windsor	10-1	207	L
9. Newtown	10-2	187	LL
10. New Fairfield	11-2	167	M

2016 New London Day

School	Rec.	Pts	Div.
1. Darien (13)	13-0	390	LL
2. New Canaan	12-1	364	L
3. Ridgefield	10-3	302	LL
4. Ansonia	13-0	278	S
5. West Haven	10-1	252	LL
5. Windsor	12-1	252	L
7. Hillhouse	12-1	248	M
8. Southington	11-1	215	LL
9. Shelton	9-3	214	LL
10. Notre DameWH	8-4	168	L

2017 New London Day

School	Rec.	Pts	Div.
1. Darien (9)	12-1	372	LL
2. Hand (3)	12-1	356	L
3. St. Joseph (1)	12-1	348	S
4. Greenwich	12-1	312	LL
5. Ansonia	12-1	276	S
6. Killingly	13-0	234	M
7. Masuk	11-2	216	L
8. West Haven	9-3	177	LL
9. New Canaan	9-3	175	L
10. Shelton	9-2	153	LL

2018 New London Day

School	Rec.	Pts	Div.
1. Greenwich (13)	13-0	390	LL
2. Hand	13-0	362	L
3. St. Joseph	12-1	340	M
4. New Canaan	10-3	294	LL
5. Newtown	11-1	250	LL
6. Shelton	10-1	248	LL
7. Darien	9-2	242	LL
8. Fairfield Prep	10-2	211	LL
9. Bloomfield	12-1	170	S
10. Southington	10-1	154	LL

2019 New London Day

School	Rec.	Pts	Div.
1. St. Joseph (13)	13-0	390	L
2. Newtown	13-0	360	LL
3. Hand	12-1	342	L
4. Darien	11-2	312	LL
5. Greenwich	9-2	257	LL
6. Southington	10-2	236	LL
7. Sheehan	11-2	232	S
8. Weston	12-1	184	M
9. Simsbury	10-2	169	LL
10. Ansonia	11-1	138	S

2021 New London Day

School	Rec.	Pts	Div.
1. Darien (12)	12-1	388	LL
2. Maloney (1)	12-1	366	L
3. New Canaan	10-2	296	LL
4. Windsor	11-2	288	L
5. Fairfield Prep	11-2	276	LL
6. St. Joseph	10-2	262	L
7. Killingly	12-0	239	M
8. Cromwell/Portland	13-0	225	S
9. Greenwich	7-4	134	LL
10. Shelton	9-3	131	L

STATE CHAMPIONSHIPS

Class LL

1976: Fitch-Groton 29, Trumbull 7
1977: Trumbull 21, Hamden 20
1978: Amity-Woodbridge 35, Ansonia 20
1979: Newington 21, Fitch 14
1980: Newington 24, Ansonia 12
1981: Greenwich 14, Trumbull 0
1982: Fairfield Prep 18, Greenwich 6
1983: Greenwich 14, Notre Dame-WH 8
1984: Glastonbury 23, Southington 17
1985: Trumbull 27, Glastonbury 21 OT
1986: Trumbull 27, Notre Dame-WH 8
1987: East Hartford 3, Hamden 0
1988: Fairfield Prep 7, Greenwich 0
1989: Glastonbury 16, Cheshire 15
1990: Greenwich 21, Danbury 6
1991: Greenwich 14, Bulkeley-Htfd. 0
1992: New Britain 31, Greenwich 15
1993: Naugatuck 34, Manchester 13
1994: Hartford Pub. 22, Southington 7
1995: Shelton 14, Trumbull 7
1996: Cheshire 16, Hamden 14
1997: Cheshire 34, Trumbull 12
1998: Southington 54, NFA 26
1999: Greenwich 47, Southington 27
2000: Shelton 22, Greenwich 8
2001: New Britain 26, Greenwich 9
2002: West Haven 20, Greenwich 13
2003: New Britain 13, West Haven 0
2004: New Britain 39, Greenwich 34
2005: Xavier 45, Southington 30
2006: Greenwich 28, Southington 7
2007: Greenwich 28, Shelton 14
2008: Glastonbury 28, Cheshire 14
2009: Cheshire 28, Staples 21, OT
2010: Xavier 24, Trumbull 13
2011: Xavier 42, Staples 7
2012: Xavier 48, NFA 14
2013: Southington 52, Fairfield Prep 34
2014 *Large:* Southington 49, NFA 0
2014 *Small:* Xavier 28, Shelton 27, OT
2015: Darien 39, Shelton 7
2016: Darien 28, Ridgefield 7
2017: Darien 31, Greenwich 22
2018: Greenwich 34, New Canaan 0
2019: Newtown 13, Darien 7
2021: Darien 42, Fairfield Prep 7

Class L

1976: East Hartford 13, Fairfield Prep 6
1977: Fairfield Prep 22, Xavier 6
1978: Wilton 17, Newtown 7
1979: Darien 27, Bristol Central 16
1980: Rippowam 12, Newtown 7
1981: Naugatuck 28, Xavier 6
1982: New Canaan 20, Naugatuck 12
1983: Ridgefield 20, Hall 7
1984: Wilbur Cross 3, Holy Cross 0
1985: Wilton 21, Hall 3
1986: West Haven 35, Hall 18
1987: West Haven 7, Conard 0
1988: Shelton 10, Newington 9
1989: West Haven 46, Rockville 0
1990: Rockville 14, Newington 10
1991: Notre Dame-WH 20, Newington 0
1992: Cheshire 28, Notre Dame-WH 14
1993: Cheshire 7, Simsbury 0
1994: Cheshire 45, Simsbury 27
1995: Cheshire 28, Rockville 0
1996: Weaver 47, Holy Cross 8
1997: Hand 14, Staples 7
1998: Masuk 18, Fitch 12
1999: Fitch 50, Farmington 7
2000: Fitch 35, Masuk 13
2001: Notre Dame-W.H. 35, Fitch 15
2002: Ridgefield 14, Windsor 13
2003: Shelton 35, Staples 18
2004: Staples 35, East Lyme 7
2005: Staples 31, Masuk 6
2006: Bunnell 28, Staples 26
2007: Bunnell 22, Masuk 14
2008: Masuk 56, Newington 13
2009: Notre Dame-WH 28, Pomperaug 21
2010: Masuk 50, New Canaan 20
2011: Hand 34, New Canaan 10
2012: Hand 23, Windsor 6
2013: New Canaan 44, Darien 12
2014 *Large:* New Canaan 21, Darien 20
2014 *Small:* Windsor 38, ND-W. Haven 16
2015: New Canaan 42, North Haven 35
2016: New Canaan 35, Windsor 20
2017: Hand 35, Masuk 21
2018: Hand 54, Maloney 14
2019: St. Joseph 17, Hand 14
2021: Maloney 35, Windsor 21

Class MM

1981: Newtown 20, Branford 7
1982: Bloomfield 12, Penney-E. Hartford 6
1983: East Catholic 14, Hand 12
1984: Hand 14, Wilton 7
1985: Hillhouse 16, Masuk 6
1986: East Catholic 42, Masuk 3
1987: Middletown 27, Bristol Central 0
1988: Bristol Eastern 22, So. Windsor 19
1989: Hand 34, Darien 28
1990: Newtown 14, Ledyard 6, OT
1991: Ledyard 33, Newtown 26
1992: Newtown 18, Windham 0
1993: Ledyard 44, Guilford 14
1994: Brien McMahon 53, Killingly 16

2002: Staples 35, Seymour 14
2003: East Lyme 17, Masuk 14
2004: Pomperaug 30, Branford 7
2005: Branford 14, East Lyme 7
2006: New Canaan 53, Maloney 21
2007: New Canaan 34, Hand 30
2008: New Canaan 26, Darien 7
2009: New Canaan 28, East Lyme 0

Most State Titles

School	Total	CIAC	Unofficial
New Britain	31	4	27
New Canaan	22	12	10
Stamford	20	0	20
Ansonia	20	20	0
Hillhouse	18	6	12
St. Joseph-Trum.	15	15	0
Hand	13	13	0
Greenwich	11	8	3
Bloomfield	9	9	0
New London	7	5	2
Cheshire	7	7	0
Darien	7	7	0
West Haven	6	4	2
Notre Dame-WH	5	3	2
Xavier	5	5	0
Shelton	4	4	0
Ledyard	4	4	0
Hyde	4	4	0
Fairfield Prep	4	3	1
Derby	4	2	2
Seymour	4	4	0

STATE CHAMPIONSHIPS

Class M

1976: Hand 29, St. Paul-Bristol 0
1977: Hand 20, Berlin 16
1978: St. Bernard 23, East Lyme 13
1979: Ansonia 28, Seymour 14
1980: Seymour 14, Hand 7
1981: Killingly 14, Hand 7
1982: Hand 28, East Hartford 0
1983: New London 24, Torrington 0
1984: Middletown 35, Ledyard 12
1985: Lyman Hall 28, Middletown 18
1986: Ledyard 12, Stratford 6
1987: East Catholic 14, Darien 0
1988: St. Joseph 25, Bethel 21
1989: St. Joseph 14, Maloney 7
1990: St. Joseph 26, Middletown 0
1991: Darien 35, Berlin 22
1992: Middletown 36, Berlin 18
1993: New Canaan 35, Hand 14
1994: Foran-Milford 28, Hand 24
1995: Brookfield 21, Wilton 7
1996: Killingly 27, New Canaan 13
1997: Weaver 28, Platt-Meriden 16
1998: Seymour 14, Darien 6
1999: Weaver 69, Darien 26
2000: Bloomfield 55, New Canaan 6
2001: New Canaan 29, Seymour 6
2002: New Canaan 21, Ledyard 0
2003: Hand 28, Ledyard 0
2004: Hand 35, Brookfield 6
2005: Hand 34, Hillhouse 0
2006: Hillhouse 28, Windham 6
2007: Ledyard 21, Berlin 14
2008: Brookfield 16, Ledyard 14
2009: Berlin 46, Bethel 6
2010: Hillhouse 7, New London 0
2011: Ansonia 38, Ledyard 0
2012: Hillhouse 34, Berlin 12
2013: St. Joseph 54, Brookfield 16
2014 *Large:* St. Joseph 37, Ledyard 7
2014 *Small:* Brookfield 14, Berlin 0
2015: Brookfield 21, New Fairfield 14
2016: Hillhouse 42, St. Joseph 21
2017: Killingly 41, Joel Barlow 14
2018: St. Joseph 70, Berlin 18
2019: Weston 27, Killingly 6

Class SS

1981: St. Joseph 37, Montville 30
1982: St. Joseph 37, Wilson 8
1983: St. Joseph 20, New Fairfield 0
1984: St. Joseph 14, New London 7
1985: Sheehan 21, Montville 7
1986: Watertown 31, Platt-Meriden 0
1987: Morgan-Clinton 3, Berlin 0
1988: Stratford 48, Sacred Heart-Wtby 2
1989: New London 20, Stratford 14
1990: Sacred Heart 32, Morgan 26, OT
1991: Stonington 14, Sacred Heart 0
1992: Darien 30, Stratford 0
1993: Seymour 40, Bloomfield 12
1994: Ansonia 54, Bloomfield 14

2002: Hillhouse 29, Montville 6
2003: Bloomfield 34, Brookfield 14
2004: Woodland Reg. 35, Holy Cross 0
2005: Woodland Reg. 19, Brookfield 13
2006: Holy Cross 40, Stratford 0
2007: Seymour 44, Tolland 34
2008: New London 27, Seymour 18
2009: St. Joseph 14, Montville 3

Consecutive State Titles

School	Total	Years
Cheshire	6	1992-97
St. Joseph-Trumbull	5	1980-84
Bloomfield	5	1997-01
Ansonia	4	1981-84
New Canaan	4	2006-09
New Canaan	4	2013-16
Ansonia	3	1987-89
Ansonia	3	2011-13
St. Joseph-Trumbull	3	1988-90
Hand	3	2003-05
Xavier	3	2010-12
Darien	3	2015-17
St. Joseph-Trumbull	3	2017-19

Class S

1976: Ansonia 6, Derby 0
1977: Ansonia 20, Stamford Catholic 7
1978: Stamford Cath. 20, St. Joseph 9
1979: North Branford 25, St. Joseph 22
1980: St. Joseph 43, Immaculate 7
1981: Ansonia 23, Woodrow Wilson 6
1982: Ansonia 14, Derby 0
1983: Ansonia 32, Stamford Cath. 0
1984: Ansonia 56, Putnam 6
1985: Derby 25, Immaculate 6
1986: Immaculate 24, Derby 14
1987: Ansonia 28, New London 27
1988: Ansonia 20, New London 15
1989: Ansonia 44, Weston 0
1990: Derby 41, Housatonic 0
1991: New London 34, Ansonia 18
1992: New London 21, Ansonia 19
1993: Trinity Catholic 14, Putnam 12
1994: Putnam 20, H-Killingworth 14
1995: Ansonia 7, Bloomfield 0
1996: Darien 21, Bloomfield 16
1997: Bloomfield 39, Darien 21
1998: Bloomfield 40, Ansonia 7
1999: Bloomfield 56, Ansonia 0
2000: Hyde-N. Haven 18, Griswold 15
2001: Bloomfield 40, No. Branford 7
2002: Ansonia 44, No. Dame-Fair. 14
2003: Ansonia 55, Cromwell 0
2004: Hyde 14, Cromwell 7
2005: Hyde 31, New London 13
2006: Ansonia 34, Bloomfield 12
2007: Ansonia 35, New London 0
2008: Cromwell 14, Ansonia 12
2009: Hyde 21, Northwest Catholic 0
2010: St. Joseph 49, Ansonia 28
2011: Holy Cross 34, Cromwell 27
2012: Ansonia 59, North Branford 26
2013: Ansonia 51, Woodland 12
2014 *Large:* Valley Reg./OL 21, Ansonia 0
2014 *Small:* Capital Prep/Achievement 20, North Branford 13
2015: Bloomfield 31, Ansonia 20
2016: Ansonia 28, Rocky Hill 21
2017: St. Joseph 42, Ansonia 36
2018: Bloomfield 25, H-Killingworth 7
2019 Sheehan 64, Bloomfield 33

Class LL Tournament

From 1976-94, only two teams qualified to play in a state championship game.

1976: Fitch-Groton 29, Trumbull 7
1977: Trumbull 21, Hamden 20
1978: Amity-Woodbridge 35, Ansonia 20
1979: Newington 21, Fitch 14
1980: Newington 24, Ansonia 12
1981: Greenwich 14, Trumbull 0
1982: Fairfield Prep 18, Greenwich 6
1983: Greenwich 14, Notre Dame-WH 8
1984: Glastonbury 23, Southington 17
1985: Trumbull 27, Glastonbury 21 OT
1986: Trumbull 27, Notre Dame-WH 8
1987: East Hartford 3, Hamden 0
1988: Fairfield Prep 7, Greenwich 0
1989: Glastonbury 16, Cheshire 15
1990: Greenwich 21, Danbury 6
1991: Greenwich 14, Bulkeley-Htfd. 0
1992: New Britain 31, Greenwich 15
1993: Naugatuck 34, Manchester 13
1994: Hartford Pub. 22, Southington 7

1995
(1) Trumbull 19, (4) Stamford 3
(3) Shelton 17, (2) New Britain 7
Final: Shelton 14, Trumbull 7

1996
(4) Cheshire 21, (1) Greenwich 8
(3) Hamden 34, (2) Danbury 0
Final: Cheshire 16, Hamden 14

1997
(1) Trumbull 33, (4) Amity 14
(3) Cheshire 26, (2) West Haven 21
Final: Cheshire 34, Trumbull 12

1998
(1) Southington 34, (4) Norwalk 22
(3) NFA 28, (2) Hamden 21
Final: Southington 54, NFA 26

1999
(4) Southington 48, (1) Masuk 41
(2) Greenwich 35, (3) Fair. Prep 14
Final: Greenwich 47, Southington 27

2000
(1) Shelton 29, (4) New Britain 27
(3) Greenwich 24, (2) Xavier 0
Final: Shelton 22, Greenwich 8

2001
(4) New Britain 20, (1) West Haven 15
(2) Greenwich 33, (3) Naugatuck 7
Final: New Britain 26, Greenwich 9

2002
(1) West Haven 47, (4) NFA 26
(2) Greenwich 40, (3) New Britain 21
Final: West Haven 20, Greenwich 13

2003
(2) New Britain 20, (3) Greenwich 0
(1) West Haven 18, (4) Danbury 13
Final: New Britain 13, West Haven 0



2004
(1) Greenwich 29, (4) E. Cath./Cheney 0
(3) N. Britain 59, (2) Bridgeport Cntrl 7
Final: New Britain 39, Greenwich 34

2005
(1) Southington 30, (4) West Haven 24
(2) Xavier 20, (3) Trumbull (7)
Final: Xavier 45, Southington 30

2006
(1) Southington 36, (4) Shelton 9
(2) Greenwich 34, (3) Fairfield Prep 0
Final: Greenwich 28, Southington 7

2007
(1) Greenwich 35, (4) Bridgeport Cent. 13
(2) Shelton 21, (3) Southington 19
Final: Greenwich 28, Shelton 14

2008
(1) Glastonbury 42, (4) Newtown 28
(3) Cheshire 28, (2) Hamden 21
Final: Glastonbury 28, Cheshire 14

2009
(1) Staples 31, (4) Xavier 28
(3) Cheshire 20, (2) Glastonbury 6
Final: Cheshire 28, Staples 21, OT

2010
Quarterfinals
(1) Xavier 28, (8) West Haven 7
(4) Glastonbury 7, (5) Staples 6
(2) NFA 30, (7) Hall 14
(3) Trumbull 27, (6) Conard 6
Semifinals
Trumbull 21, NFA 6
Xavier 24, Glastonbury 13
Final: Xavier 24, Trumbull 13

2011
Quarterfinals
(1) Xavier 34, (8) Glastonbury 6
(5) Norwalk 21, (4) Conard 15
(2) Staples 48, (7) Ridgefield 21
(6) Newtown 36, (3) Hall 22
Semifinals
Xavier 55, Norwalk 14
Staples 44, Newtown 20
Final: Xavier 42, Staples 7

2012
Quarterfinals
(1) Staples 42, (8) West Haven 20
(5) NFA 63, (4) Newtown 21
(7) Glastonbury 23, (2) Southington 14
(3) Xavier 55, (6) Greenwich 14
Semifinals
Xavier 30, Glastonbury 13
NFA 30, Staples 28
Final: Xavier 48, NFA 14

2013
Quarterfinals
(8) Ridgefield 34, (1) Newtown 33
(4) Southington 52, (5) NFA 14
(7) Fairfield Prep 33, (2) Glastonbury 23
(6) West Haven 51, (3) Hall 26
Semifinals
Southington 45, Ridgefield 0
Fairfield Prep 29, West Haven 0
Final: Southington 52, Fairfield Prep 34

2014
Class LL Large
Semifinals
(1) Southington 42, (4) Glastonbury 14
(2) NFA 30, (3) New Britain 6
Final: Southington 49, NFA 0
Class LL Small
Semifinals
(4) Xavier 13, (1) Newtown 7
(2) Shelton 42, (3) Hall 14
Final: Xavier 28, Shelton 27, OT

2015
Quarterfinals
(1) Shelton 40, (8) West Haven 20
(4) Newtown 21, (5) Glastonbury 20
(2) Darien 41, (7) Staples 7
(3) Southington 48, (6) Conard 6
Semifinals
Shelton 35, Newtown 28
Darien 49, Southington 7
Final: Darien 39, Shelton 7

STATE PLAYOFFS

Class LL Tournament

2016

Quarterfinals
(1) Darien 29, (8) Greenwich 3
(4) Southington 35, (5) NFA 22
(7) Ridgefield 28, (2) West Haven 21
(6) Shelton 35, (3) Newtown 21
Semifinals
Darien 38, Southington 7
Ridgefield 44, Shelton 41
Final: Darien 28, Ridgefield 7

2017

Quarterfinals
(1) Greenwich 27, (8) Fairfield Prep 6
(4) South Windsor 35, (5) Naugatuck 13
(7) West Haven 46, (2) Shelton 7
(3) Darien 30, (6) East Hartford 10
Semifinals
Darien 27, West Haven 13
Greenwich 36, South Windsor 7
Final: Darien 31, Greenwich 22

2018

Quarterfinals
(8) New Canaan 42, (1) Shelton 34
(5) Fairfield Prep 28, (4) Southington 21
(2) Greenwich 49, (7) New Britain 13
(3) Newtown 25, (6) Darien 15
Semifinals
New Canaan 38, Fairfield Prep 7
Greenwich 50, Newtown 0
Final: Greenwich 34, New Canaan 0

2019

Quarterfinals
(1) Newtown 35, (8) NFA 0
(4) Simsbury 17, (5) Cheshire 14
(2) Southington 13, (7) Ridgefield 9
(3) Darien 26, (6) Greenwich 16
Semifinals
Newtown 17, Simsbury 0
Darien 21, Southington 12
Final: Newtown 13, Darien 7

2021

Quarterfinals
(1) Fairfield Prep 21, (8) Greenwich 14
(5) Shelton 42, (4) Hall 28
(2) New Canaan 38, (7) Southington 14
(3) Darien 46, (6) Hamden 19
Semifinals
Fairfield Prep 24, Shelton 3
Darien 24, New Canaan 10
Final: Darien 42, Fairfield Prep 7

Finals: Most Points

As of 2021

Most points scored in a state final

70, St. Joseph 70, Berlin 18	2018
69, Weaver 69, Darien 26	1999
64, Sheehan 64, Bloomfield 23	2019
59, Ansonia 59, No. Branford 26	2012
56, Bloomfield 56, Ansonia 0	1999
56, Ansonia 56, Putnam 6	1984
56, Masuk 56, Newington 13	2008
55, Bloomfield 55, N. Canaan 6	2000
55, Ansonia 55, Cromwell 0	2003

Semifinals: Most Points

Most points scored in a CIAC semifinal playoff game.

67, Ansonia 67, Hyde 14	2003
64, Bloomfield 64, Plainfield 6	1999
62, St. Joseph 62, Joel Barlow 34	2013
61, Fitch 61, Pomperaug 0	1999
59, N. Britain 59, Brid. Central 7	2004
56, Seymour 56, Berlin 8	1998
56, Branford 56, Platt 14	2004
56, Hyde 56, N.W. Catholic 22	2004
56, St. Joseph 56, Holy Cross 7	2009
55, Xavier 55, Norwalk 14	2011
54, Bloomfield 55, No. Branfd 8	1997
53, Bloomfield 53, Stonington 6	2001
53, E. Lyme 53, Wind. Locks 29	2004
52, St. Joseph 52, Killingly 7	2018
52, Ansonia 52, Stafford co-op 19	2017

Quarterfinal Most points

Most points scored in a CIAC quarterfinal playoff game.

84, St. Joseph 84, Ledyard 49	2013
63, NFA 63, Newtown 21	2012
62, Windsor 62, Cheney Tech 0	2021
62, Killingly 62, Cheney Tech 0	2018
62, St. Joseph 62, O'Brien Tech 0	2017
57, Killingly 57, Jonathan Law 21	2017
56, Bloomfield 56, Stafford co-op 0	2019
56, Hand 56, Bunnell 0	2018
56, Middletown 56, Platt HS 36	2016
56, Rocky Hill 56, B. Havens 8	2016
56, Seymour 56, Granby 28	2015
55, Shelton 55, Newtown 21	2016
55, Ledyard 55, Bacon Acad 6	2015
55, Hand 55, Platt High 26	2012
55, Xavier 55, Greenwich 14	2012
55, Montville 55, Cromwell 28	2010
55, St. Joseph 55, Ellington/Som 6	'14
54, Joel Barlow 54, Gilb/NWR 27	2013
54, Ledyard 54, Wolcott HS 7	2014

Winning Percentage

As of 2021

Highest winning percentage in state championship game. Minimum 3 appearances

School	App.	W-L	Pct.
New Britain	4	4-0	1.000
Hyde-N. Haven	4	4-0	1.000
East Catholic	3	3-0	1.000
Weaver	3	3-0	1.000
Hillhouse	7	6-1	.857
St. Joseph-Trum.	18	15-3	.833
West Haven	5	4-1	.800
Cheshire	9	7-2	.777
Glastonbury	4	3-1	.750
Xavier	7	5-2	.714
New Canaan	17	12-5	.705
Hand	20	13-7	.650
East Hartford	3	2-1	.667
Naugatuck	3	2-1	.667
Ansonia	31	20-11	.645
Killingly	5	3-2	.600
Middletown	5	3-2	.600
Fairfield Prep	6	3-3	.500
Newtown	7	4-3	.571
Shelton	7	4-3	.571
Bloomfield	16	9-7	.562

Most Appearances

Most appearances in CIAC finals.

School	App.	W-L	Pct.
Ansonia	31	20-11	.645
Hand-Madison	20	13-7	.650
St. Joseph-Trum.	18	15-3	.833
New Canaan	17	12-5	.705
Bloomfield	16	9-7	.562
Greenwich	16	8-8	.500
Darien	16	7-9	.437
New London	11	5-6	.454
Ledyard	11	4-7	.363

How Leagues Fared

How leagues have fared in the state finals.

	Finalists	Rec.	Pct.
SCC	85	52-33	.611
FCIAC	96	57-39	.583
NVL	55	32-23	.581
CCC	77	32-45	.415
Pequot	20	8-12	.300
SWC	45	17-28	.377
ECC	54	20-34	.370

Class L Tournament

From 1976-94, only two teams qualified to play in a state championship game.

1976: East Hartford 13, Fairfield Prep 6
1977: Fairfield Prep 22, Xavier 6
1978: Wilton 17, Newtown 7
1979: Darien 27, Bristol Central 16
1980: Rippowam 12, Newtown 7
1981: Naugatuck 28, Xavier 6
1982: New Canaan 20, Naugatuck 12
1983: Ridgefield 20, Hall 7
1984: Wilbur Cross 3, Holy Cross 0
1985: Wilton 21, Hall 3
1986: West Haven 35, Hall 18
1987: West Haven 7, Conard 0
1988: Shelton 10, Newington 9
1989: West Haven 46, Rockville 0
1990: Rockville 14, Newington 10
1991: Notre Dame-WH 20, Newington 0
1992: Cheshire 28, Notre Dame-WH 14
1993: Cheshire 7, Simsbury 0
1994: Cheshire 45, Simsbury 27

1995
(1) Cheshire 35, (4) Weaver 0
(2) Rockville 21, (3) Holy Cross 7
Final: Cheshire 28, Rockville 0

1996
(1) Weaver 40, (4) Masuk 6
(2) Holy Cross 12, (3) Newtown 0
Final: Weaver 47, Holy Cross 8

1997
(1) Hand 31, (4) Newtown 6
(3) Staples 24, (2) Fitch 18
Final: Hand 14, Staples 7

1998
(1) Fitch 26, (4) Maloney 23
(2) Masuk 23, (3) Farmington 15
Final: Masuk 18, Fitch 12

1999
(1) Fitch 61, (4) Pomperaug 0
(2) Farmington 33, (3) Holy Cross 0
Final: Fitch 50, Farmington 7

2000
(4) Masuk 21, (1) Berlin 7
(2) Fitch 50, (3) Newtown 8
Final: Fitch 35, Masuk 13

2001
(1) Fitch 27, (4) Staples 14
(3) Not Dame-WH 20, (2) Pomperaug 16
Final: Notre Dame-WH 35, Fitch 15

2002
(4) Ridgefield 16, (1) Amity 15
(2) Windsor 27, (3) E.O. Smith 7
Final: Ridgefield 14, Windsor 13

2003
(1) Staples 17, (4) Windsor 14
(3) Shelton 35, (2) E. Catholic/Cheney 14
Final: Shelton 35, Staples 18

2004
(1) East Lyme 53, (4) Windsor Locks 29
(2) Staples 21, (3) Newington 14
Final: Staples 35, East Lyme 7

2005
(1) Staples 27, (4) Fitch 21
(3) Masuk 18, (2) Ridgefield 16
Final: Staples 31, Masuk 6

2006
(4) Bunnell 29, (1) Masuk 12
(2) Staples 24, (3) West Haven 7
Final: Bunnell 28, Staples 26

2007
(1) Bunnell 28, (4) Staples 14
(3) Masuk 25, (2) Conard 21
Final: Bunnell 22, Masuk 14

2008
(1) Masuk 50, (4) Windsor 15
(3) Newington 28, (2) Simsbury 7
Final: Masuk 56, Newington 13

2009
(1) Pomperaug 41, (4) Simsbury 26
(3) Notre Dame-WH (42), (2) Conard 14
Final: Notre Dame-WH 28, Pomperaug 21

2010
Quarterfinals
(1) Masuk 49, (8) Bristol Eastern 23
(5) Darien 31, (4) Wethersfield 7
(2) Hand 19, (7) North Haven 7
(6) New Canaan 21, (3) Naugatuck 12
Semifinals
Masuk 41, Darien 0
New Canaan 39, Hand 21
Final: Masuk 50, New Canaan 20

2011
Quarterfinals
(1) Windsor 14, (8) Notre Dame-WH 7
(5) New Canaan 27, (4) New London 26
(2) Hand 35, (7) Coventry/WT 12
(3) Masuk 28, (6) North Haven 14
Semifinals
New Canaan 27, Windsor 24
Hand 35, Masuk 14
Final: Hand 31, New Canaan 10

2012
Quarterfinals
(1) Hand 55, (8) Platt High 26
(4) Masuk 21, (5) Middletown 14
(2) Windsor 39, (7) Fitch 7
(6) New Canaan 16, (3) Avon 7
Semifinals
Hand 42, Masuk 23
Windsor 27, New Canaan 21
Final: Hand 23, Windsor 6

2013
Quarterfinals
(1) Darien 31, (8) Hand 29
(4) Middletown 49, (5) New London 14
(7) North Haven 35, (2) Platt High 0
(3) New Canaan 46, (6) Farmington 0

Semifinals
Darien 13, Middletown 7
New Canaan 17, North Haven 0
Final: New Canaan 44, Darien 12

2014
Class L Large
Semifinals
(1) Darien 42, (4) Naugatuck 12
(2) New Canaan 27, (3) Wethersfield 14
Final: New Canaan 21, Darien 21
Class L Small
Semifinals
(1) Windsor 22, (4) North Haven 6
(3) ND-West Haven 13, (2) Middletown 10
Final: Windsor 38, Notre Dame-WH 16

2015
Quarterfinals
(1) North Haven 48, (8) Middletown 13
(5) Wethersfield 33, (4) Torrington 6
(7) Notre Dame-WH 34, (2) Harding 0
(6) New Canaan 21, (3) Windsor 6
Semifinals
North Haven 21, Wethersfield 14
New Canaan 51, Notre Dame-WH 27
Final: New Canaan 42, North Haven 35

2016
Quarterfinals
(1) Windsor 52, (8) Warren Harding 0
(4) Middletown 56, (5) Platt HS 36
(2) New Canaan 31, (7) Masuk 28
(6) Notre Dame-WH 44, (3) N. London 7
Semifinals
Windsor 40, Middletown 14
New Canaan 20, Notre Dame-WH 17
Final: New Canaan 35, Windsor 20

Class L Tournament

2017

Quarterfinals
(8) New Canaan 24, (1) Middletown 9
(5) Masuk 43, (4) Fitch 7
(2) Hand 35, (7) North Haven 13
(3) Windsor 36, (6) Maloney 0
Semifinals
Masuk 28, New Canaan 14
Hand 31, Windsor 6
Final: Hand 35, Masuk 21

2018

Quarterfinals
(1) Hand 56, (8) Bunnell 0
(4) Windsor 34, (5) North Haven 14
(7) Maloney 20, (2) Middletown 14
(6) Platt High 12, (3) Naugatuck 6
Semifinals
Hand 49, Windsor 7
Maloney 16, Platt 6
Final: Hand 54, Maloney 14

2019

Quarterfinals
(1) St. Joseph 49, (8) Wilton 7
(4) New Canaan 42, (5) Wethersfield 7
(2) Hand 52, (7) Newington 0
(3) Maloney 35, (6) Berlin 7
Semifinals
St. Joseph 42, New Canaan 0
Hand 42, Maloney 0
Final: St. Joseph 17, Hand 13

2021

Quarterfinals
(1) St. Joseph 21, (8) Hand 20, OT
(5) Windsor 62, (4) Cheney Tech 0
(7) Masuk 20, (2) Naugatuck 17
(3) Maloney 49, (6) Bristol Central 14
Semifinals
Windsor 35, St. Joseph 31
Maloney 45, Masuk 21
Final: Maloney 35, Windsor 21

Gerry deSimas, Jr. ,Collinsville Press

Class MM Tournament

From 1981-94, only two teams qualified to play in a Class MM state championship game. Class MM resumed again in 2002.

1981: Newtown 20, Branford 7
1982: Bloomfield 12, Penney-E. Hartford 6
1983: East Catholic 14, Hand 12
1984: Hand 14, Wilton 7
1985: Hillhouse 16, Masuk 6
1986: East Catholic 42, Masuk 3
1987: Middletown 27, Bristol Central 0
1988: Bristol Eastern 22, So. Windsor 19
1989: Hand 34, Darien 28
1990: Newtown 14, Ledyard 6, OT
1991: Ledyard 33, Newtown 26
1992: Newtown 18, Windham 0
1993: Ledyard 44, Guilford 14
1994: Brien McMahon 53, Killingly 16

2002
(4) Seymour 21, (1) Pomperaug 17
(2) Staples 41, (3) Masuk 14
Final: Staples 35, Seymour 14

2003
(2) East Lyme 14, (3) Weaver 0
(1) Masuk 42, (4) Bunnell 7
Final: East Lyme 17, Masuk 14

2004
(1) Pomperaug 42, (4) Bunnell 14
(2) Branford 56, (3) Platt 14
Final: Pomperaug 30, Branford 7

2005
(1) Branford 13, (4) Coventry/WT 12
(3) East Lyme 20, (2) N. Canaan 12
Final: Branford 14, East Lyme 7

2006
(1) New Canaan 49, (4) Coventry/WT 14
(2) Maloney 40, (3) Berlin 14
Final: New Canaan 53, Maloney 21

2007
(1) Hand 35, (4) North Haven 7
(2) New Canaan 28, (3) Middletown 0
Final: New Canaan 34, Hand 30

2008
(1) New Canaan 34, (4) Weaver 7
(3) Darien 35, (2) Hillhouse 32
Final: New Canaan 26, Darien 7

2009
(1) N. Canaan 14, (4) St. Paul/GT/LM 13
(2) East Lyme 39, (3) Vinal/Coginchaug 0
Final: New Canaan 28, East Lyme 0

Class M Tournament

From 1976-94, only two teams qualified to play in a state championship game.

1976: Hand 29, St. Paul-Bristol 0
1977: Hand 20, Berlin 16
1978: St. Bernard 23, East Lyme 13
1979: Ansonia 28, Seymour 14
1980: Seymour 14, Hand 7
1981: Killingly 14, Hand 7
1982: Hand 28, East Hartford 0
1983: New London 24, Torrington 0
1984: Middletown 35, Ledyard 12
1985: Lyman Hall 28, Middletown 18
1986: Ledyard 12, Stratford 6
1987: East Catholic 14, Darien 0
1988: St. Joseph 25, Bethel 21
1989: St. Joseph 14, Maloney 7
1990: St. Joseph 26, Middletown 0
1991: Darien 35, Berlin 22
1992: Middletown 36, Berlin 18
1993: New Canaan 35, Hand 14
1994: Foran-Milford 28, Hand 24
1995: Brookfield 21, Wilton 7

1995
(3) Brookfield 20, (2) Berlin 14
(1) Wilton 25, (4) Killingly 8
Final: Brookfield 21, Wilton 7

1996
(2) Killingly 35, (3) Plainfield 14
(4) New Canaan 22, (1) Windham 6
Final: Killingly 27, New Canaan 13

1997
(1) Weaver 33, (4) Stratford 20
(2) Platt 18, (3) Plainville 11
Final: Weaver 28, Platt High 16

1998
(1) Darien 15, (4) Stratford 12
(2) Seymour 56, (3) Berlin 8
Final: Seymour 14, Darien 6

1999
(2) Weaver 33, (3) Brookfield 0
(4) Darien 23, (1) New Canaan 0
Final: Weaver 69, Darien 26

2000
(1) Bloomfield 51, (4) Seymour 8
(3) New Canaan 41, (2) Waterford 14
Final: Bloomfield 55, New Canaan 6

2001
(4) New Canaan 41, (1) Foran 13
(3) Seymour 40, (2) New Fairfield 22
Final: New Canaan 29, Seymour 6

2002
(1) New Canaan 35, (4) Weaver 0
(3) Ledyard 19, (2) Berlin 8
Final: New Canaan 21, Ledyard 0

2003
(4) Ledyard 14, (1) Enfield 7
(2) Hand 42, (3) Pomperaug 15
Final: Hand 28, Ledyard 0

2004
(1) Hand 41, (4) Berlin 14
(2) Brookfield 35, (3) Ledyard 0
Final: Hand 35, Brookfield 6

2005
(1) Hillhouse 13, (4) Berlin 12
(3) Hand 35, (2) Windham 14
Final: Hand 34, Hillhouse 0

2006
(1) Windham 22, (4) Ledyard 0
(2) Hillhouse 40, (3) St. Bernard/NT 0
Final: Hillhouse 28, Windham High 6

2007
(2) Ledyard 28, (3) Weaver 0
(4) Berlin 35, (1) Bristol Eastern 28
Final: Ledyard 21, Berlin 14

2008
(1) Brookfield 36, (4) Avon 19
(2) Ledyard 43, (3) Cheney Tech 0
Final: Brookfield 16, Ledyard 14

2009
(4) Bethel 34, (1) New London 12
(3) Berlin 35, (2) Avon 28
Final: Berlin 46, Bethel 6

2010
Quarterfinals
(8) Hillhouse 33, (1) Berlin 30
(4) Gilbert/NWR 41, (5) Plainville 6
(2) New London 53, (7) Platt High 14
(3) Brookfield 50, (6) Lyman Hall 21
Semifinals
Hillhouse 42, Gilbert/NWR 14
New London 30, Brookfield 12
Final: Hillhouse 7, New London 0

2011
Quarterfinals
(1) Ansonia 35, (8) Bethel 6
(4) Berlin 28, (5) Cheney Tech 14
(7) Wolcott High 32, (2) Ellington/Somers 26, OT
(3) Ledyard 26, (6) Waterford 0
Semifinals
Ansonia 48, Berlin 14
Ledyard 35, Wolcott 0
Final: Ansonia 38, Ledyard 0

2012
Quarterfinals
(8) Montville 32, (1) Wolcott High 14
(4) Hillhouse 34, (5) St. Josephs 14
(2) Berlin 41, (7) Bullard Havens 14
(6) Weston 29, (3) Ellington/Somers 22
Semifinals
Hillhouse 48, Montville 26
Berlin 21, Weston 7
Final: Hillhouse 34, Berlin 12

2013
Quarterfinals
(1) Valley Regional/Old Lyme 48, (8) Quinebaug Valley 3
(5) Brookfield 22, (4) Bethel 21
(2) St. Joseph 84, (7) Ledyard 49
(3) Joel Barlow 54, (6) Gilbert/NWR 27
Semifinals
Brookfield 20, Valley Regional/OL 13
St. Joseph 62, Joel Barlow 34
Final: St. Joseph 54, Brookfield 16

2014
Class M Large
Semifinals
(1) Berlin 49, (4) Cheney Tech 6
(2) Brookfield 46, (3) New London 14
Final: Brookfield 14, Berlin 0
Class M Small
Semifinals
(1) Ledyard 54, (4) Wolcott High 7
(2) St. Joseph 55, (3) Ellington/Somers 6
Final: St. Joseph 37, Ledyard 7

2015
Quarterfinals
(1) Killingly 35, (8) Stratford 10
(5) Brookfield 35, (4) Abbott/Immaculate 6
(2) New Fairfield 24, (7) St. Joseph 0
(3) Ledyard 55, (6), Bacon Academy 6
Semifinals
Brookfield 34, Killingly 13
New Fairfield 13, Ledyard 0
Final: Brookfield 21, New Fairfield 14

Class M Tournament

2016

Quarterfinals
(1) Valley Reg/OL 30, (8) Berlin 12
(5) St. Joseph 48, (4) Wolcott HS 21
(2) Hillhouse 27, (7) New Fairfield 14
(3) Killingly 27, (6) Bunnell 7
Semifinals
St. Joseph 28, Valley Reg/Old Lyme 7
Hillhouse 49, Killingly 28
Final: Hillhouse 42, St. Joseph 21

2017

Quarterfinals
(1) Killingly 57, (8) Jonathan Law 21
(4) Berlin 27, (5) Watertown 14
(3) SMSA/University HS/Classical 32, (2) Coventry/Windham Tech/Bolton/Lyman Memorial 29
(6) Joel Barlow 47, (3) Sheehan 34
Semifinals
Killingly 49, Berlin 7
Joel Barlow 52, SMSA/Univ./Classical 14
Final: Killingly 41, Joel Barlow 14

2018

Quarterfinals
(1) St. Joseph 49, (8) Rockville 7
(4) Killingly 62, (5) Cheney Tech 0
(2) Sheehan 43, (7) Wolcott High 20
(3) Berlin 16, (6) Brookfield 6
Semifinals
St. Joseph 52, Killingly 7
Berlin 34, Sheehan 22
Final: St. Joseph 70, Berlin 18

2019

Quarterfinals
(1) Rockville 33, (8) SMSA/Univ/Class. 0
(5) Weston 49, (4) ATI co-op 6
(2) Waterford 10 (7) Granby/Canton 6
(3) Killingly 28, (6) New Fairfield 0
Semifinals
Weston 37, Rockville 0
Killingly 35, Waterford 7
Final: Weston 27, Killingly 6

2021

Quarterfinals
(1) Killingly 49, (8) GIlbert/NWR/Housy 14
(5) Branford 7, (4) Avon 6
(2) Rockville 27, (7) Ellington 0
(6) Torrington 37, (3) Granby/Canton 29
Semifinals:
Killingly 13, Branford 12
Rockville 42, Torrington 12
Final: Killingly 28, Rockville 14

Gerry deSimas, Jr. ,Collinsville Press

Class SS Tournament

From 1981-94, only two teams qualified to play in a Class SS state championship game. Class SS resumed again in 2002.

1981: St. Joseph 37, Montville 30
1982: St. Joseph 37, Wilson 8
1983: St. Joseph 20, New Fairfield 0
1984: St. Joseph 14, New London 7
1985: Sheehan 21, Montville 7
1986: Watertown 31, Platt-Meriden 0
1987: Morgan-Clinton 3, Berlin 0
1988: Stratford 48, Sacred Heart-Wtby 2
1989: New London 20, Stratford 14
1990: Sacred Heart 32, Morgan 26, OT
1991: Stonington 14, Sacred Heart 0
1992: Darien 30, Stratford 0
1993: Seymour 40, Bloomfield 12
1994: Ansonia 54, Bloomfield 14

2002

(4) Montville 28, (1) Bloomfield 27
(3) Hillhouse 40, (2) Stonington 13
Final: Hillhouse 29, Montville 6

2003

(1) Bloomfield 38, (4) N.D.-Fairfield 14
(3) Brookfield 28, (2) Waterford 12
Final: Bloomfield 34, Brookfield 14

2004

(1) Woodland 13, (4) Hftd. Public 6
(3) Holy Cross 41, (2) Bacon Acad. 6
Final: Woodland 35, Holy Cross 0

2005

(1) Brookfield 35, (4) Holy Cross 30
(3) Woodland 27, (2) No. Branford 7
Final: Woodland 19, Brookfield 13

2006

(1) Holy Cross 49, (4) Tolland 8
(2) Stratford 48, (3) Griswold 6
Final: Holy Cross 40, Stratford 0

2007

(2) Tolland 47, (3) Bullard Havens 14
(1) Seymour 46, (4) Woodland Reg. 28
Final: Seymour 44, Tolland 34

2008

(1) New London 27, (4) Montville 13
(2) Seymour 42, (3) Rocky Hill 7
Final: New London 27, Seymour 18

2009

(4) St. Joseph 56, (1) Holy Cross 7
(2) Montville 49, (3) Bullard Havens 12
Final: St. Joseph 14, Montville 3

Class S Tournament

From 1976-94, only two teams qualified to play in a state championship game.

1976: Ansonia 6, Derby 0
1977: Ansonia 20, Stamford Catholic 7
1978: Stamford Cath. 20, St. Joseph 9
1979: North Branford 25, St. Joseph 22
1980: St. Joseph 43, Immaculate 7
1981: Ansonia 23, Woodrow Wilson 6
1982: Ansonia 14, Derby 0
1983: Ansonia 32, Stamford Cath. 0
1984: Ansonia 56, Putnam 6
1985: Derby 25, Immaculate 6
1986: Immaculate 24, Derby 14
1987: Ansonia 28, New London 27
1988: Ansonia 20, New London 15
1989: Ansonia 44, Weston 0
1990: Derby 41, Housatonic 0
1991: New London 34, Ansonia 18
1992: New London 21, Ansonia 19
1993: Trinity Catholic 14, Putnam 12
1994: Putnam 20, H-Killingworth 14

1995
(2) Bloomfield 33, (3) Putnam 13
(1) Ansonia 16, (4) Sheehan 6
Final: Ansonia 7, Bloomfield 0

1996
(3) Bloomfield 35, (2) No. Branford 0
(1) Darien 31, (4) Ansonia 20
Final: Darien 21, Bloomfield 16

1997
(1) Bloomfield 55, (4) No. Branford 8
(3) Darien 23, (2) Ansonia 6
Final: Bloomfield 39, Darien 21

1998
(1) Bloomfield 54, (4) Tolland 6
(2) Ansonia 45, (3) Putnam 21
Final: Bloomfield 40, Ansonia 7

1999
(1) Ansonia 28, (4) Tolland 22
(2) Bloomfield 64, (3) Plainfield 6
Final: Bloomfield 56, Ansonia 0

2000
(1) Hyde 32, (4) Morgan 9
(3) Griswold 7, (2) Ansonia 6
Final: Hyde-New Haven 18, Griswold 15

2001
(1) No. Branford 21, (4) Ansonia 20
(2) Bloomfield 53, (3) Stonington 6
Final: Bloomfield 40, No. Branford 7

2002
(4) Notre Dame-Fair 21, (1) Hyde 6
(2) Ansonia 39, (3) Immaculate 7
Final: Ansonia 44, No. Dame-Fairfield 14

2003
(1) Cromwell 19, (4) Immaculate 12
(2) Ansonia 67, (3) Hyde 14
Final: Ansonia 55, Cromwell 0

2004
(2) Cromwell 27, (3) Ansonia 19
(1) Hyde 56, (4) NW Catholic 22
Final: Hyde 14, Cromwell 7

2005
(1) Hyde 22, (4) Rocky Hill 19
(3) N. London 35, (2) NW Catholic 15
Final: Hyde 31, New London 13

2006
(1) Ansonia 47, (4) North Branford 14
(2) Bloomfield 45, (3) Cromwell 14
Final: Ansonia 34, Bloomfield 12

2007
(1) Ansonia 25, (4) Northwest Catholic 7
(3) New London 34, (2) Cromwell 14
Final: Ansonia 35, New London 0

2008
(1) Cromwell 34, (4) Hyde 9
(2) Ansonia 28, (3) North Branford 0
Final: Cromwell 14, Ansonia 12

2009
(1) NW Catholic 24, (4) Ansonia 0
(2) Hyde 40, (3) Bloomfield 26
Final: Hyde 21, Northwest Catholic 0

2010
Quarterfinals
(1) Valley Regional/Old Lyme 37, (8) Sacred Heart 24
(4) St. Joseph 48, (5) Woodland 12
(2) Monville 55, (7) Cromwell 28
(3) Ansonia 47, (6) Hyde 26
Semifinals
St. Joseph 44, Valley Regional/OL 7
Ansonia 46, Montville 15
Final: St. Joseph 49, Ansonia 28

2011
Quarterfinals
(8) Cromwell 23, (1) Capital Prep/Classical 14
(5) NW Catholic 22, (4) No. Branford 19
(2) Holy Cross 42, (7) H-Killingworth 14
(3)Valley Regional/Old Lyme 14, (6) Rocky Hill 12
Semifinals
Cromwell 35, Northwest Catholic 19
Holy Cross 23, Valley Regional/OL 14
Final: Holy Cross 34, Cromwell 27

2012
Quarterfinals
(1) Ansonia 53, (8) Prince Tech 16
(5) Hyde 15, (4) Rocky Hill 14
(7) Woodland 37, (2) Capital Prep/Classical/First Achievement 35
(3) No. Branford 49, (6) Trinity Catholic 28
Semifinals
Ansonia 14, Hyde 13
North Branford 62, Woodland Reg. 27
Final: Ansonia 59, North Branford 26

2013
Quarterfinals
(8) Bloomfield 27, (1) Capital Prep/Classical/Achievement First 7
(4) Woodland 47, (5) Morgan 21
(2) Ansonia 49, (7) Coginchaug 21
(3) Rocky Hill 51, (6) Prince Tech 8
Semifinals
Woodland 30, Bloomfield 26
Ansonia 49, Rocky Hill 27
Final: Ansonia 51, Woodland 12

2014
Class S Large
(1) Valley Regional/Old Lyme 34, (4) Bullard Havens 0
(2) Ansonia 35, (3) Windham 14
Final: Valley Reg/OL 21, Ansonia 20
Class S Small
(4) North Branford 10, (1) Northwest Catholic 6
(2) Capital Prep/FA 28, (3) Canton 21
Final: Capital Prep/FA 20, N. Branford 13

2015
Quarterfinals
(1) Ansonia 35, (8) Capital Prep/AF 13
(4) Trinity Catholic 40, (5) Morgan 12
(2) Bloomfield 28, (7) East Catholic 20
(6) Seymour 56, (3) Granby 28
Semifinals
Ansonia 31, Trinity Catholic 22
Bloomfield 47, Seymour 21
Final: Bloomfield 31, Ansonia 20

STATE PLAYOFFS

Class S Tournament

2016

Quarterfinals
(8) Seymour 35, (1) Capital Prep/AF 12
(4) Rocky Hill 56, (5) Bullard Havens 8
(2) Ansonia 48, (7) Stafford/EW/Somers 0
(6) Cromwell/Port. 28, (3) Bloomfield 14
Semifinals
Rocky Hill 42, Seymour 7
Ansonia 49, Cromwell/Portland 28
Final: Ansonia 28, Rocky Hill 21

2017

Quarterfinals
(1) Ansonia 51, (8) Seymour 16
(5) Stafford/East Windsor/Somers 20, (4) Bullard Havens 12
(2) St. Joseph 62, (7) O'Brien Tech 0
(3) Rocky Hill 34, (6) Valley Regional/Old Lyme 21
Semifinals
Ansonia 52, Stafford/EW/Somers 19
St. Joseph 49, Rocky Hill 20
Final: St. Joseph 42, Ansonia 36

2018

Quarterfinals
(1) Ansonia 42, (8) Plainfield 0
(4) Bloomfield 49, (5) Woodland Reg. 10
(7) H-Killingworth 52, (2) Bullard Havens 0
(3) Stafford/East Windsor/Somers 41, (6) Cromwell/Portland 6
Semifinals
Bloomfield 26, Ansonia 19
H-Killingworth 21, Stafford co-op 14, OT
Final: Bloomfield 25, H-Killingworth 7

2019

Quarterfinals
(1) Ansonia 30, (8) Plainfield 12
(4) Sheehan 51, (5) Woodland 0
(7) Plainville 22, (2) Bullard-Havens 12
(3) Bloomfield 56, (3) Stafford co-op 0
Semifinals
Sheehan 30, Ansonia 22
Bloomfield 35, Plainville 7
Final: Sheehan 64, Bloomfield 33

2021

Quarterfinals
(1) Bloomfield 50, (8) Morgan 18
(5) New Fairfield 41, (4) Holy Cross 7
(2) Cromwell/Portland 29, (7) Notre Dame-Fairfield 20
(3) Ansonia 35, (6) Seymour 14
Semifinals
Bloomfield 22, New Fairfield 14
Cromwell/Portland 46, Ansonia 7
Final: Cromwell/Portland 21, Bloomfield 6